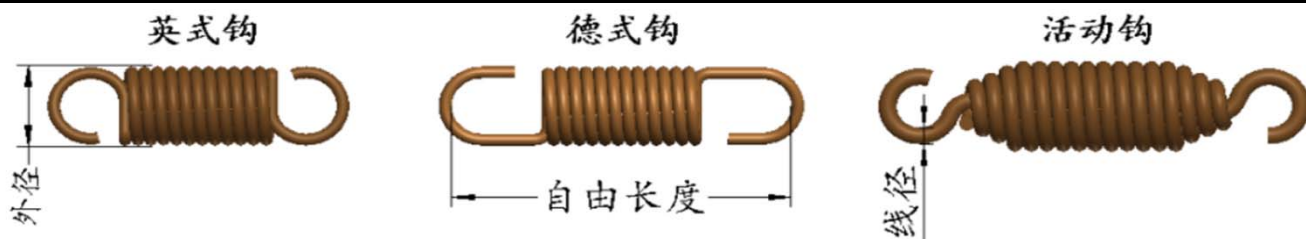


型号	线径 (mm)	外径 (mm)	自由长度 (mm)	总圈数	极限拉伸长度 (mm)	极限载荷 (N)	刚度 (N/mm)	初拉力 (N)	材料
ESM 0.3×3×10×15.5	0.3	3	10	15.5	20.11	3.05	0.27	0.35	碳钢
ESM 0.3×3×12.5×24.5		3	12.5	24.5	27.89	3.05	0.18	0.35	
ESM 0.3×3×15×32.5		3	15	32.5	35.69	3.05	0.13	0.35	
ESM 0.3×3×17.5×40.5		3	17.5	40.5	43.46	3.05	0.1	0.35	
ESS 0.3×3×10×15.5	0.3	3	10	15.5	19.94	2.56	0.22	0.35	不锈钢
ESS 0.3×3×12.5×24.5		3	12.5	24.5	27.65	2.56	0.15	0.35	
ESS 0.3×3×15×32.5		3	15	32.5	35.34	2.56	0.11	0.35	
ESS 0.3×3×17.5×40.5		3	17.5	40.5	43.05	2.56	0.09	0.35	
ESM 0.3×4×10×9.5	0.3	4	10	9.5	21.47	2.23	0.18	0.18	碳钢
ESM 0.3×4×12.5×17.5		4	12.5	17.5	34.27	2.23	0.09	0.18	
ESM 0.3×4×15×25.5		4	15	25.5	47.07	2.23	0.06	0.18	
ESM 0.3×4×17.5×34.5		4	17.5	34.5	59.86	2.23	0.05	0.18	
ESS 0.3×4×10×9.5	0.3	4	10	9.5	21.37	1.87	0.15	0.18	不锈钢
ESS 0.3×4×12.5×17.5		4	12.5	17.5	34.09	1.87	0.08	0.18	
ESS 0.3×4×15×25.5		4	15	25.5	46.84	1.87	0.05	0.18	
ESS 0.3×4×17.5×34.5		4	17.5	34.5	59.56	1.87	0.04	0.18	
ESM 0.4×4×10×7.5	0.4	4	10	7.5	16.24	5.28	0.75	0.63	碳钢
ESM 0.4×4×12.5×13.5		4	12.5	13.5	23.86	5.28	0.41	0.63	
ESM 0.4×4×15×20.5		4	15	20.5	31.49	5.28	0.28	0.63	
ESM 0.4×4×17.5×26.5		4	17.5	26.5	39.12	5.28	0.22	0.63	
ESS 0.4×4×10×7.5	0.4	4	10	7.5	16.16	4.46	0.62	0.63	不锈钢
ESS 0.4×4×12.5×13.5		4	12.5	13.5	23.73	4.46	0.34	0.63	
ESS 0.4×4×15×20.5		4	15	20.5	31.3	4.46	0.24	0.63	
ESS 0.4×4×17.5×26.5		4	17.5	26.5	38.86	4.46	0.18	0.63	
ESM 0.5×4×10×6.5	0.5	4	10	6.5	13.83	10.29	2.28	1.55	碳钢
ESM 0.5×4×12.5×11.5		4	12.5	11.5	19.22	10.29	1.3	1.55	
ESM 0.5×4×15×16.5		4	15	16.5	24.62	10.29	0.91	1.55	
ESM 0.5×4×17.5×21.5		4	17.5	21.5	30.02	10.29	0.7	1.55	

标准件都为英式钩

M: 碳钢

S: 不锈钢

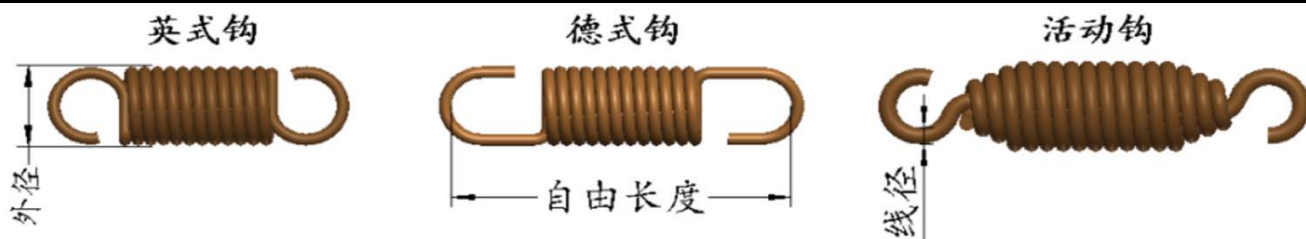


型号	线径 (mm)	外径 (mm)	自由长度 (mm)	总圈数	极限拉伸长度 (mm)	极限载荷 (N)	刚度 (N/mm)	初拉力 (N)	材料
ESS 0.5×4×15×16.5	0.5	4	15	16.5	24.48	8.73	0.76	1.55	不锈钢
ESS 0.5×4×17.5×21.5		4	17.5	21.5	29.84	8.73	0.58	1.55	
ESS 0.5×4×20×26.5		4	20	26.5	35.19	8.73	0.47	1.55	
ESS 0.5×4×22.5×31.5		4	22.5	31.5	40.55	8.73	0.4	1.55	
ESM 0.4×5×15×15.5	0.4	5	15	15.5	35.86	4.13	0.18	0.38	碳钢
ESM 0.4×5×17.5×21.5		5	17.5	21.5	46.98	4.13	0.13	0.38	
ESM 0.4×5×20×27.5		5	20	27.5	58.13	4.13	0.1	0.38	
ESM 0.4×5×22.5×33.5		5	22.5	33.5	69.28	4.13	0.08	0.38	
ESS 0.4×5×15×15.5	0.4	5	15	15.5	35.74	3.49	0.15	0.38	不锈钢
ESS 0.4×5×17.5×21.5		5	17.5	21.5	46.81	3.49	0.11	0.38	
ESS 0.4×5×20×27.5		5	20	27.5	57.91	3.49	0.08	0.38	
ESS 0.4×5×22.5×33.5		5	22.5	33.5	68.96	3.49	0.07	0.38	
ESM 0.5×5×15×12.5	0.5	5	15	12.5	27.48	8	0.56	0.98	碳钢
ESM 0.5×5×17.5×17.5		5	17.5	17.5	34.93	8	0.4	0.98	
ESM 0.5×5×20×22.5		5	20	22.5	42.39	8	0.31	0.98	
ESM 0.5×5×22.5×27.5		5	22.5	27.5	49.83	8	0.26	0.98	
ESS 0.5×5×15×12.5	0.5	5	15	12.5	27.38	6.79	0.47	0.98	不锈钢
ESS 0.5×5×17.5×17.5		5	17.5	17.5	34.79	6.79	0.34	0.98	
ESS 0.5×5×20×22.5		5	20	22.5	42.21	6.79	0.26	0.98	
ESS 0.5×5×22.5×27.5		5	22.5	27.5	49.63	6.79	0.21	0.98	
ESM 0.6×5×15×10.5	0.6	5	15	10.5	23.12	13.75	1.44	2.06	碳钢
ESM 0.6×5×17.5×15.5		5	17.5	15.5	28.72	13.75	1.04	2.06	
ESM 0.6×5×20×19.5		5	20	19.5	34.31	13.75	0.82	2.06	
ESM 0.6×5×22.5×23.5		5	22.5	23.5	39.91	13.75	0.67	2.06	
ESS 0.6×5×15×10.5	0.6	5	15	10.5	23.05	11.71	1.2	2.06	不锈钢
ESS 0.6×5×17.5×15.5		5	17.5	15.5	28.62	11.71	0.87	2.06	
ESS 0.6×5×20×19.5		5	20	19.5	34.19	11.71	0.68	2.06	
ESS 0.6×5×22.5×23.5		5	22.5	23.5	39.76	11.71	0.56	2.06	

标准件都为英式钩

M: 碳钢

S: 不锈钢

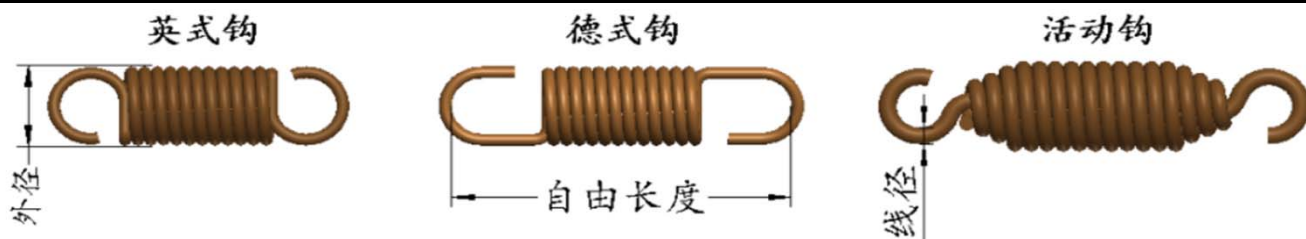


型号	线径 (mm)	外径 (mm)	自由长度 (mm)	总圈数	极限拉伸长度 (mm)	极限载荷 (N)	刚度 (N/mm)	初拉力 (N)	材料
ESM 0.5×6×17.5×13.5	0.5	6	17.5	13.5	38.16	6.55	0.29	0.65	碳钢
ESM 0.5×6×20×18.5		6	20	18.5	48.26	6.55	0.21	0.65	
ESM 0.5×6×22.5×23.5		6	22.5	23.5	58.34	6.55	0.16	0.65	
ESM 0.5×6×25×28.5		6	25	28.5	68.44	6.55	0.14	0.65	
ESS 0.5×6×17.5×13.5	0.5	6	17.5	13.5	38.1	5.55	0.24	0.65	不锈钢
ESS 0.5×6×20×18.5		6	20	18.5	48.18	5.55	0.17	0.65	
ESS 0.5×6×22.5×23.5		6	22.5	23.5	58.24	5.55	0.14	0.65	
ESS 0.5×6×25×28.5		6	25	28.5	68.32	5.55	0.11	0.65	
ESM 0.6×6×17.5×11.5	0.6	6	17.5	11.5	31.04	11.2	0.72	1.41	碳钢
ESM 0.6×6×20×15.5		6	20	15.5	38.33	11.2	0.53	1.41	
ESM 0.6×6×22.5×20.5		6	22.5	20.5	45.63	11.2	0.42	1.41	
ESM 0.6×6×25×24.5		6	25	24.5	52.92	11.2	0.35	1.41	
ESS 0.6×6×17.5×11.5	0.6	6	17.5	11.5	31	9.55	0.6	1.41	不锈钢
ESS 0.6×6×20×15.5		6	20	15.5	38.28	9.55	0.45	1.41	
ESS 0.6×6×22.5×20.5		6	22.5	20.5	45.56	9.55	0.35	1.41	
ESS 0.6×6×25×24.5		6	25	24.5	52.84	9.55	0.29	1.41	
ESM 0.7×6×17.5×10.5	0.7	6	17.5	10.5	26.87	17.6	1.59	2.65	碳钢
ESM 0.7×6×20×14.5		6	20	14.5	32.57	17.6	1.19	2.65	
ESM 0.7×6×22.5×17.5		6	22.5	17.5	38.28	17.6	0.95	2.65	
ESM 0.7×6×25×21.5		6	25	21.5	43.98	17.6	0.79	2.65	
ESS 0.7×6×20×14.5	0.7	6	20	14.5	32.54	15.08	0.99	2.65	不锈钢
ESS 0.7×6×22.5×17.5		6	22.5	17.5	38.24	15.08	0.79	2.65	
ESS 0.7×6×25×21.5		6	25	21.5	43.93	15.08	0.66	2.65	
ESS 0.7×6×27.5×24.5		6	27.5	24.5	49.62	15.08	0.56	2.65	
ESM 0.8×6×20×12.5	0.8	6	20	12.5	28.98	25.97	2.39	4.51	碳钢
ESM 0.8×6×22.5×15.5		6	22.5	15.5	33.7	25.97	1.92	4.51	
ESM 0.8×6×25×18.5		6	25	18.5	38.43	25.97	1.6	4.51	
ESM 0.8×6×27.5×21.5		6	27.5	21.5	43.16	25.97	1.37	4.51	

标准件都为英式钩

M: 碳钢

S: 不锈钢

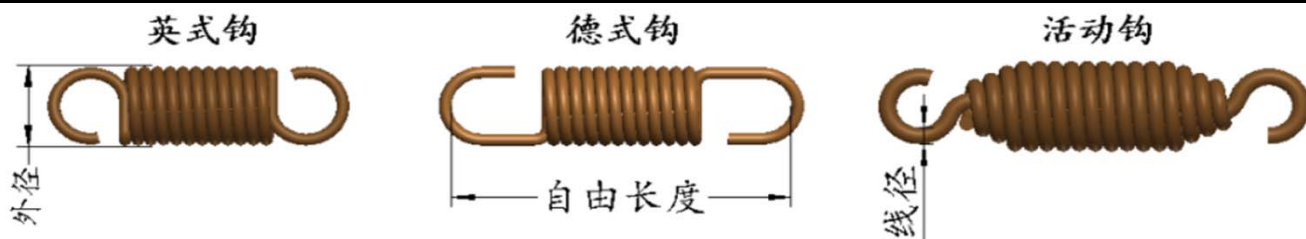


型号	线径 (mm)	外径 (mm)	自由长度 (mm)	总圈数	极限拉伸长度 (mm)	极限载荷 (N)	刚度 (N/mm)	初拉力 (N)	材料
ESS 0.8×6×20×12.5	0.8	6	20	12.5	28.93	22.3	1.99	4.51	不锈钢
ESS 0.8×6×22.5×15.5		6	22.5	15.5	33.64	22.3	1.6	4.51	
ESS 0.8×6×25×18.5		6	25	18.5	38.36	22.3	1.33	4.51	
ESS 0.8×6×27.5×21.5		6	27.5	21.5	43.07	22.3	1.14	4.51	
ESM 0.5×7×20×14.5	0.5	7	20	14.5	51.61	5.54	0.16	0.45	碳钢
ESM 0.5×7×22.5×19.5		7	22.5	19.5	64.93	5.54	0.12	0.45	
ESM 0.5×7×25×24.5		7	25	24.5	78.25	5.54	0.1	0.45	
ESM 0.5×7×27.5×29.5		7	27.5	29.5	91.6	5.54	0.08	0.45	
ESS 0.5×7×20×14.5	0.5	7	20	14.5	51.67	4.7	0.13	0.45	不锈钢
ESS 0.5×7×22.5×19.5		7	22.5	19.5	64.99	4.7	0.1	0.45	
ESS 0.5×7×25×24.5		7	25	24.5	78.37	4.7	0.08	0.45	
ESS 0.5×7×27.5×29.5		7	27.5	29.5	91.65	4.7	0.07	0.45	
ESM 0.6×7×22.5×16.5	0.6	7	22.5	16.5	50.22	9.45	0.3	1	碳钢
ESM 0.6×7×25×20.5		7	25	20.5	59.62	9.45	0.24	1	
ESM 0.6×7×27.5×25.5		7	27.5	25.5	69	9.45	0.2	1	
ESM 0.6×7×30×29.5		7	30	29.5	78.39	9.45	0.17	1	
ESS 0.6×7×22.5×16.5	0.6	7	22.5	16.5	50.27	8.05	0.25	1	不锈钢
ESS 0.6×7×25×20.5		7	25	20.5	59.67	8.05	0.2	1	
ESS 0.6×7×27.5×25.5		7	27.5	25.5	69.08	8.05	0.17	1	
ESS 0.6×7×30×29.5		7	30	29.5	78.46	8.05	0.15	1	
ESM 0.7×7×22.5×14.5	0.7	7	22.5	14.5	41.63	14.8	0.67	1.92	碳钢
ESM 0.7×7×25×18.5		7	25	18.5	48.77	14.8	0.54	1.92	
ESM 0.7×7×27.5×21.5		7	27.5	21.5	55.9	14.8	0.45	1.92	
ESM 0.7×7×30×25.5		7	30	25.5	63.04	14.8	0.39	1.92	
ESS 0.7×7×22.5×14.5	0.7	7	22.5	14.5	41.68	12.68	0.56	1.92	不锈钢
ESS 0.7×7×25×18.5		7	25	18.5	48.83	12.68	0.45	1.92	
ESS 0.7×7×27.5×21.5		7	27.5	21.5	55.97	12.68	0.38	1.92	
ESS 0.7×7×30×25.5		7	30	25.5	63.12	12.68	0.33	1.92	

标准件都为英式钩

M: 碳钢

S: 不锈钢

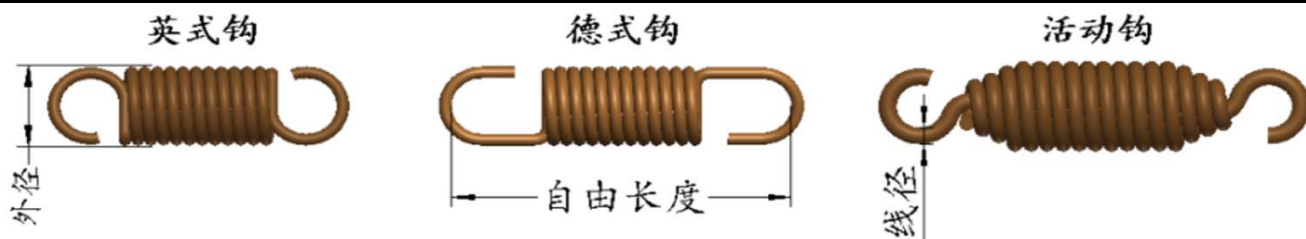


型号	线径 (mm)	外径 (mm)	自由长度 (mm)	总圈数	极限拉伸长度 (mm)	极限载荷 (N)	刚度 (N/mm)	初拉力 (N)	材料
ESM 0.8×7×22.5×13.5	0.8	7	22.5	13.5	36.24	21.78	1.34	3.32	碳钢
ESM 0.8×7×25×16.5		7	25	16.5	41.99	21.78	1.09	3.32	
ESM 0.8×7×27.5×19.5		7	27.5	19.5	47.74	21.78	0.91	3.32	
ESM 0.8×7×30×22.5		7	30	22.5	53.48	21.78	0.79	3.32	
ESS 0.8×7×22.5×13.5	0.8	7	22.5	13.5	36.24	18.7	1.12	3.32	不锈钢
ESS 0.8×7×25×16.5		7	25	16.5	41.98	18.7	0.91	3.32	
ESS 0.8×7×27.5×19.5		7	27.5	19.5	47.73	18.7	0.76	3.32	
ESS 0.8×7×30×22.5		7	30	22.5	53.48	18.7	0.66	3.32	
ESM 0.9×7×25×14.5	0.9	7	25	14.5	37.52	30.56	2.02	5.32	碳钢
ESM 0.9×7×27.5×17.5		7	27.5	17.5	42.36	30.56	1.7	5.32	
ESM 0.9×7×30×20.5		7	30	20.5	47.21	30.56	1.47	5.32	
ESM 0.9×7×32.5×23.5		7	32.5	23.5	52.05	30.56	1.29	5.32	
ESS 0.9×7×25×14.5	0.9	7	25	14.5	37.54	26.38	1.68	5.32	不锈钢
ESS 0.9×7×27.5×17.5		7	27.5	17.5	42.39	26.38	1.42	5.32	
ESS 0.9×7×30×20.5		7	30	20.5	47.24	26.38	1.22	5.32	
ESS 0.9×7×32.5×23.5		7	32.5	23.5	52.09	26.38	1.08	5.32	
ESM 1×7×25×13.5	1	7	25	13.5	34.59	41.8	3.52	8.05	碳钢
ESM 1×7×27.5×16.5		7	27.5	16.5	38.85	41.8	2.97	8.05	
ESM 1×7×30×18.5		7	30	18.5	43.12	41.8	2.57	8.05	
ESM 1×7×32.5×21.5		7	32.5	21.5	47.38	41.8	2.27	8.05	
ESS 1×7×25×13.5	1	7	25	13.5	34.57	36.12	2.93	8.05	不锈钢
ESS 1×7×27.5×16.5		7	27.5	16.5	38.83	36.12	2.48	8.05	
ESS 1×7×30×18.5		7	30	18.5	43.09	36.12	2.14	8.05	
ESS 1×7×32.5×21.5		7	32.5	21.5	47.35	36.12	1.89	8.05	
ESM 0.6×8×25×17.5	0.6	8	25	17.5	64.64	8.17	0.19	0.73	碳钢
ESM 0.6×8×27.5×21.5		8	27.5	21.5	76.54	8.17	0.15	0.73	
ESM 0.6×8×30×25.5		8	30	25.5	88.42	8.17	0.13	0.73	
ESM 0.6×8×32.5×30.5		8	32.5	30.5	100.28	8.17	0.11	0.73	

标准件都为英式钩

M: 碳钢

S: 不锈钢

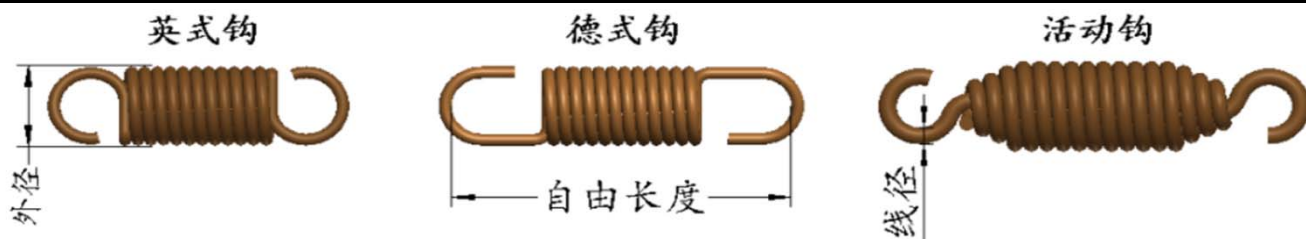


型号	线径 (mm)	外径 (mm)	自由长度 (mm)	总圈数	极限拉伸长度 (mm)	极限载荷 (N)	刚度 (N/mm)	初拉力 (N)	材料
ESS 0.6×8×25×17.5	0.6	8	25	17.5	64.85	6.97	0.16	0.73	不锈钢
ESS 0.6×8×27.5×21.5		8	27.5	21.5	76.79	6.97	0.13	0.73	
ESS 0.6×8×30×25.5		8	30	25.5	88.71	6.97	0.11	0.73	
ESS 0.6×8×32.5×30.5		8	32.5	30.5	100.63	6.97	0.09	0.73	
ESM 0.7×8×25×15.5	0.7	8	25	15.5	52.49	12.78	0.41	1.43	碳钢
ESM 0.7×8×27.5×19.5		8	27.5	19.5	61.34	12.78	0.34	1.43	
ESM 0.7×8×30×22.5		8	30	22.5	70.2	12.78	0.28	1.43	
ESM 0.7×8×32.5×26.5		8	32.5	26.5	79.04	12.78	0.24	1.43	
ESS 0.7×8×25×15.5	0.7	8	25	15.5	52.67	10.95	0.34	1.43	不锈钢
ESS 0.7×8×27.5×19.5		8	27.5	19.5	61.56	10.95	0.28	1.43	
ESS 0.7×8×30×22.5		8	30	22.5	70.46	10.95	0.24	1.43	
ESS 0.7×8×32.5×26.5		8	32.5	26.5	79.35	10.95	0.2	1.43	
ESM 0.8×8×25×13.5	0.8	8	25	13.5	44.84	18.76	0.82	2.51	碳钢
ESM 0.8×8×27.5×16.5		8	27.5	16.5	51.81	18.76	0.67	2.51	
ESM 0.8×8×30×20.5		8	30	20.5	58.79	18.76	0.56	2.51	
ESM 0.8×8×32.5×23.5		8	32.5	23.5	65.77	18.76	0.49	2.51	
ESS 0.8×8×25×13.5	0.8	8	25	13.5	44.92	16.1	0.68	2.51	不锈钢
ESS 0.8×8×27.5×16.5		8	27.5	16.5	51.91	16.1	0.56	2.51	
ESS 0.8×8×30×20.5		8	30	20.5	58.9	16.1	0.47	2.51	
ESS 0.8×8×32.5×23.5		8	32.5	23.5	65.9	16.1	0.41	2.51	
ESM 0.9×8×27.5×15.5	0.9	8	27.5	15.5	45.5	26.25	1.23	4.07	碳钢
ESM 0.9×8×30×18.5		8	30	18.5	51.25	26.25	1.04	4.07	
ESM 0.9×8×32.5×20.5		8	32.5	20.5	57	26.25	0.91	4.07	
ESM 0.9×8×35×23.5		8	35	23.5	62.75	26.25	0.8	4.07	
ESS 0.9×8×27.5×15.5	0.9	8	27.5	15.5	45.61	22.67	1.03	4.07	不锈钢
ESS 0.9×8×30×18.5		8	30	18.5	51.38	22.67	0.87	4.07	
ESS 0.9×8×32.5×20.5		8	32.5	20.5	57.15	22.67	0.75	4.07	
ESS 0.9×8×35×23.5		8	35	23.5	62.92	22.67	0.67	4.07	

标准件都为英式钩

M: 碳钢

S: 不锈钢

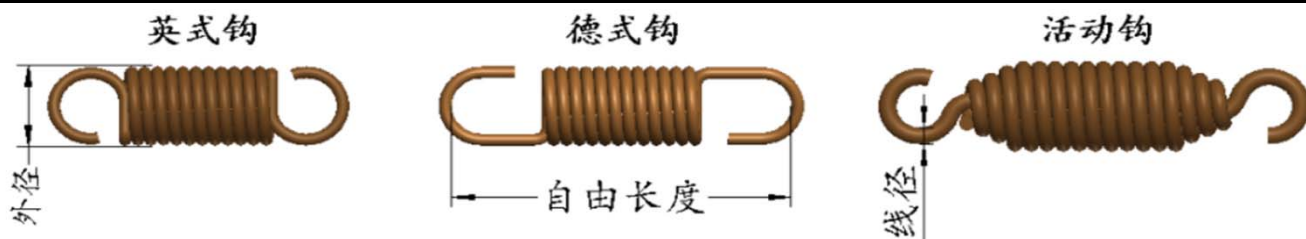


型号	线径 (mm)	外径 (mm)	自由长度 (mm)	总圈数	极限拉伸长度 (mm)	极限载荷 (N)	刚度 (N/mm)	初拉力 (N)	材料
ESM 1×8×27.5×14.5	1	8	27.5	14.5	41.35	35.83	2.14	6.21	碳钢
ESM 1×8×30×16.5		8	30	16.5	46.31	35.83	1.82	6.21	
ESM 1×8×32.5×19.5		8	32.5	19.5	51.27	35.83	1.58	6.21	
ESM 1×8×35×21.5		8	35	21.5	56.22	35.83	1.4	6.21	
ESS 1×8×27.5×14.5	1	8	27.5	14.5	41.39	30.96	1.78	6.21	不锈钢
ESS 1×8×30×16.5		8	30	16.5	46.35	30.96	1.51	6.21	
ESS 1×8×32.5×19.5		8	32.5	19.5	51.32	30.96	1.32	6.21	
ESS 1×8×35×21.5		8	35	21.5	56.28	30.96	1.16	6.21	
ESM 1.1×8×27.5×13.5	1.1	8	27.5	13.5	38.55	48.07	3.53	9.05	碳钢
ESM 1.1×8×30×15.5		8	30	15.5	42.98	48.07	3.01	9.05	
ESM 1.1×8×32.5×17.5		8	32.5	17.5	47.4	48.07	2.62	9.05	
ESM 1.1×8×35×19.5		8	35	19.5	51.83	48.07	2.32	9.05	
ESS 1.1×8×27.5×13.5	1.1	8	27.5	13.5	38.53	41.49	2.94	9.05	不锈钢
ESS 1.1×8×30×15.5		8	30	15.5	42.95	41.49	2.51	9.05	
ESS 1.1×8×32.5×17.5		8	32.5	17.5	47.37	41.49	2.18	9.05	
ESS 1.1×8×35×19.5		8	35	19.5	51.79	41.49	1.93	9.05	
ESM 0.6×9×27.5×18.5	0.6	9	27.5	18.5	81.82	7.2	0.12	0.54	碳钢
ESM 0.6×9×30×22.5		9	30	22.5	96.65	7.2	0.1	0.54	
ESM 0.6×9×32.5×26.5		9	32.5	26.5	111.37	7.2	0.08	0.54	
ESM 0.6×9×35×30.5		9	35	30.5	126.17	7.2	0.07	0.54	
ESS 0.6×9×27.5×18.5	0.6	9	27.5	18.5	82.3	6.14	0.1	0.54	不锈钢
ESS 0.6×9×30×22.5		9	30	22.5	97.15	6.14	0.08	0.54	
ESS 0.6×9×32.5×26.5		9	32.5	26.5	112.05	6.14	0.07	0.54	
ESS 0.6×9×35×30.5		9	35	30.5	126.96	6.14	0.06	0.54	
ESM 0.7×9×27.5×16.5	0.7	9	27.5	16.5	65.33	11.24	0.27	1.08	碳钢
ESM 0.7×9×30×19.5		9	30	19.5	76.19	11.24	0.22	1.08	
ESM 0.7×9×32.5×23.5		9	32.5	23.5	87.05	11.24	0.19	1.08	
ESM 0.7×9×35×26.5		9	35	26.5	97.9	11.24	0.16	1.08	

标准件都为英式钩

M: 碳钢

S: 不锈钢

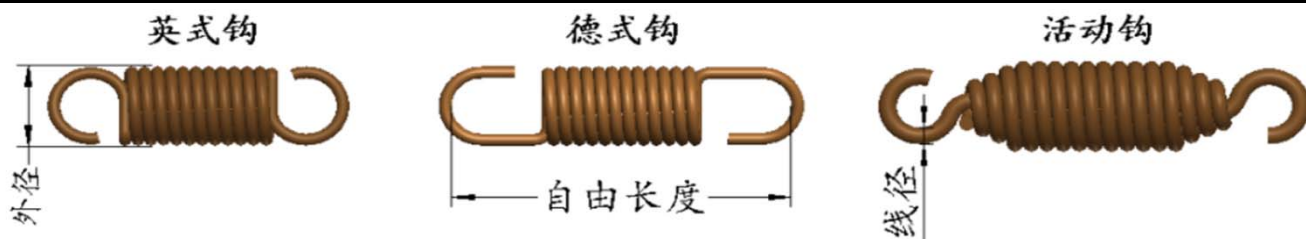


型号	线径 (mm)	外径 (mm)	自由长度 (mm)	总圈数	极限拉伸长度 (mm)	极限载荷 (N)	刚度 (N/mm)	初拉力 (N)	材料
ESS 0.7×9×27.5×16.5	0.7	9	27.5	16.5	65.69	9.63	0.22	1.08	不锈钢
ESS 0.7×9×30×19.5		9	30	19.5	76.63	9.63	0.18	1.08	
ESS 0.7×9×32.5×23.5		9	32.5	23.5	87.58	9.63	0.16	1.08	
ESS 0.7×9×35×26.5		9	35	26.5	98.51	9.63	0.13	1.08	
ESM 0.8×9×27.5×14.5	0.8	9	27.5	14.5	54.9	16.47	0.53	1.93	碳钢
ESM 0.8×9×30×17.5		9	30	17.5	63.32	16.47	0.44	1.93	
ESM 0.8×9×32.5×20.5		9	32.5	20.5	71.73	16.47	0.37	1.93	
ESM 0.8×9×35×23.5		9	35	23.5	80.15	16.47	0.32	1.93	
ESS 0.8×9×27.5×14.5	0.8	9	27.5	14.5	55.11	14.14	0.44	1.93	不锈钢
ESS 0.8×9×30×17.5		9	30	17.5	63.57	14.14	0.36	1.93	
ESS 0.8×9×32.5×20.5		9	32.5	20.5	72.03	14.14	0.31	1.93	
ESS 0.8×9×35×23.5		9	35	23.5	80.5	14.14	0.27	1.93	
ESM 0.9×9×30×15.5	0.9	9	30	15.5	54.76	23.01	0.8	3.17	碳钢
ESM 0.9×9×32.5×18.5		9	32.5	18.5	61.58	23.01	0.68	3.17	
ESM 0.9×9×35×21.5		9	35	21.5	68.4	23.01	0.59	3.17	
ESM 0.9×9×37.5×24.5		9	37.5	24.5	75.21	23.01	0.53	3.17	
ESS 0.9×9×30×15.5	0.9	9	30	15.5	55.01	19.87	0.67	3.17	不锈钢
ESS 0.9×9×32.5×18.5		9	32.5	18.5	61.87	19.87	0.57	3.17	
ESS 0.9×9×35×21.5		9	35	21.5	68.73	19.87	0.5	3.17	
ESS 0.9×9×37.5×24.5		9	37.5	24.5	75.59	19.87	0.44	3.17	
ESM 1×9×30×14.5	1	9	30	14.5	49.13	31.35	1.38	4.89	碳钢
ESM 1×9×32.5×17.5		9	32.5	17.5	54.9	31.35	1.18	4.89	
ESM 1×9×35×19.5		9	35	19.5	60.68	31.35	1.03	4.89	
ESM 1×9×37.5×22.5		9	37.5	22.5	66.45	31.35	0.91	4.89	
ESS 1×9×30×14.5	1	9	30	14.5	49.26	27.09	1.15	4.89	不锈钢
ESS 1×9×32.5×17.5		9	32.5	17.5	55.06	27.09	0.98	4.89	
ESS 1×9×35×19.5		9	35	19.5	60.85	27.09	0.86	4.89	
ESS 1×9×37.5×22.5		9	37.5	22.5	66.65	27.09	0.76	4.89	

标准件都为英式钩

M: 碳钢

S: 不锈钢

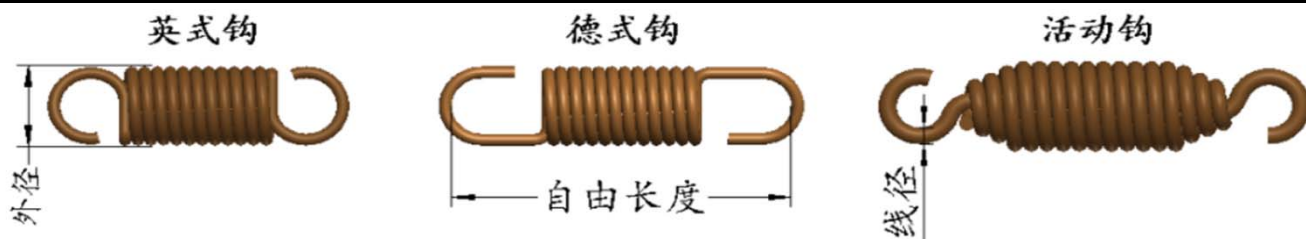


型号	线径 (mm)	外径 (mm)	自由长度 (mm)	总圈数	极限拉伸长度 (mm)	极限载荷 (N)	刚度 (N/mm)	初拉力 (N)	材料
ESM 1.1×9×30×13.5	1.1	9	30	13.5	45.31	41.98	2.27	7.18	碳钢
ESM 1.1×9×32.5×15.5		9	32.5	15.5	50.39	41.98	1.95	7.18	
ESM 1.1×9×35×18.5		9	35	18.5	55.46	41.98	1.7	7.18	
ESM 1.1×9×37.5×20.5		9	37.5	20.5	60.54	41.98	1.51	7.18	
ESS 1.1×9×30×13.5	1.1	9	30	13.5	45.34	36.24	1.89	7.18	不锈钢
ESS 1.1×9×32.5×15.5		9	32.5	15.5	50.42	36.24	1.62	7.18	
ESS 1.1×9×35×18.5		9	35	18.5	55.5	36.24	1.42	7.18	
ESS 1.1×9×37.5×20.5		9	37.5	20.5	60.58	36.24	1.26	7.18	
ESM 1.2×9×32.5×14.5	1.2	9	32.5	14.5	46.97	54.66	3.08	10.15	碳钢
ESM 1.2×9×35×16.5		9	35	16.5	51.52	54.66	2.69	10.15	
ESM 1.2×9×37.5×18.5		9	37.5	18.5	56.07	54.66	2.4	10.15	
ESM 1.2×9×40×20.5		9	40	20.5	60.62	54.66	2.16	10.15	
ESS 1.2×9×32.5×14.5	1.2	9	32.5	14.5	46.98	47.29	2.56	10.15	不锈钢
ESS 1.2×9×35×16.5		9	35	16.5	51.54	47.29	2.25	10.15	
ESS 1.2×9×37.5×18.5		9	37.5	18.5	56.1	47.29	2	10.15	
ESS 1.2×9×40×20.5		9	40	20.5	60.65	47.29	1.8	10.15	
ESM 0.7×10×27.5×13.5	0.7	10	27.5	13.5	67.19	10.03	0.23	0.83	碳钢
ESM 0.7×10×30×16.5		10	30	16.5	80.33	10.03	0.18	0.83	
ESM 0.7×10×32.5×20.5		10	32.5	20.5	93.47	10.03	0.15	0.83	
ESM 0.7×10×35×24.5		10	35	24.5	106.6	10.03	0.13	0.83	
ESS 0.7×10×27.5×13.5	0.7	10	27.5	13.5	67.68	8.59	0.19	0.83	不锈钢
ESS 0.7×10×30×16.5		10	30	16.5	80.98	8.59	0.15	0.83	
ESS 0.7×10×32.5×20.5		10	32.5	20.5	94.26	8.59	0.13	0.83	
ESS 0.7×10×35×24.5		10	35	24.5	107.56	8.59	0.11	0.83	
ESM 0.8×10×30×15.5	0.8	10	30	15.5	66.57	14.68	0.36	1.51	碳钢
ESM 0.8×10×32.5×18.5		10	32.5	18.5	76.63	14.68	0.3	1.51	
ESM 0.8×10×35×21.5		10	35	21.5	86.7	14.68	0.25	1.51	
ESM 0.8×10×37.5×24.5		10	37.5	24.5	96.78	14.68	0.22	1.51	

标准件都为英式钩

M: 碳钢

S: 不锈钢

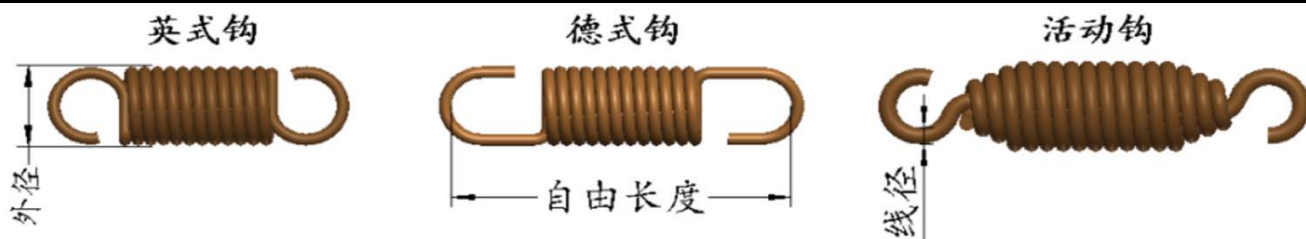


型号	线径 (mm)	外径 (mm)	自由长度 (mm)	总圈数	极限拉伸长度 (mm)	极限载荷 (N)	刚度 (N/mm)	初拉力 (N)	材料
ESS 0.8×10×30×15.5	0.8	10	30	15.5	66.96	12.6	0.3	1.51	不锈钢
ESS 0.8×10×32.5×18.5		10	32.5	18.5	77.11	12.6	0.25	1.51	
ESS 0.8×10×35×21.5		10	35	21.5	87.26	12.6	0.21	1.51	
ESS 0.8×10×37.5×24.5		10	37.5	24.5	97.41	12.6	0.19	1.51	
ESM 0.9×10×30×13.5	0.9	10	30	13.5	57.37	20.48	0.66	2.51	碳钢
ESM 0.9×10×32.5×16.5		10	32.5	16.5	65.41	20.48	0.55	2.51	
ESM 0.9×10×35×19.5		10	35	19.5	73.46	20.48	0.47	2.51	
ESM 0.9×10×37.5×22.5		10	37.5	22.5	81.5	20.48	0.41	2.51	
ESS 0.9×10×30×13.5	0.9	10	30	13.5	57.73	17.69	0.55	2.51	不锈钢
ESS 0.9×10×32.5×16.5		10	32.5	16.5	65.85	17.69	0.46	2.51	
ESS 0.9×10×35×19.5		10	35	19.5	73.97	17.69	0.39	2.51	
ESS 0.9×10×37.5×22.5		10	37.5	22.5	82.09	17.69	0.34	2.51	
ESM 1×10×32.5×15.5	1	10	32.5	15.5	58	27.87	0.94	3.91	碳钢
ESM 1×10×35×17.5		10	35	17.5	64.72	27.87	0.81	3.91	
ESM 1×10×37.5×20.5		10	37.5	20.5	71.44	27.87	0.71	3.91	
ESM 1×10×40×22.5		10	40	22.5	78.17	27.87	0.63	3.91	
ESS 1×10×32.5×15.5	1	10	32.5	15.5	58.26	24.08	0.78	3.91	不锈钢
ESS 1×10×35×17.5		10	35	17.5	65.03	24.08	0.67	3.91	
ESS 1×10×37.5×20.5		10	37.5	20.5	71.79	24.08	0.59	3.91	
ESS 1×10×40×22.5		10	40	22.5	78.56	24.08	0.52	3.91	
ESM 1.1×10×32.5×13.5	1.1	10	32.5	13.5	52.96	37.27	1.54	5.8	碳钢
ESM 1.1×10×35×16.5		10	35	16.5	58.79	37.27	1.32	5.8	
ESM 1.1×10×37.5×18.5		10	37.5	18.5	64.62	37.27	1.16	5.8	
ESM 1.1×10×40×20.5		10	40	20.5	70.45	37.27	1.03	5.8	
ESS 1.1×10×32.5×13.5	1.1	10	32.5	13.5	53.08	32.17	1.28	5.8	不锈钢
ESS 1.1×10×35×16.5		10	35	16.5	58.93	32.17	1.1	5.8	
ESS 1.1×10×37.5×18.5		10	37.5	18.5	64.77	32.17	0.97	5.8	
ESS 1.1×10×40×20.5		10	40	20.5	70.62	32.17	0.86	5.8	

标准件都为英式钩

M: 碳钢

S: 不锈钢

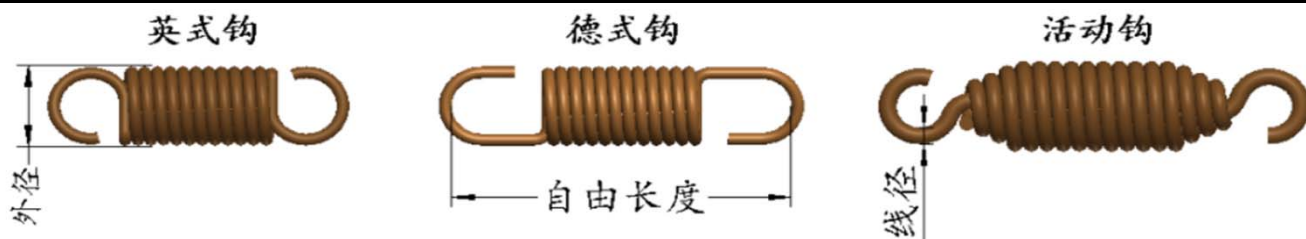


型号	线径 (mm)	外径 (mm)	自由长度 (mm)	总圈数	极限拉伸长度 (mm)	极限载荷 (N)	刚度 (N/mm)	初拉力 (N)	材料
ESM 1.2×10×32.5×13.5	1.2	10	32.5	13.5	49.14	48.45	2.42	8.24	碳钢
ESM 1.2×10×35×15.5	1.2	10	35	15.5	54.3	48.45	2.08	8.24	
ESM 1.2×10×37.5×17.5	1.2	10	37.5	17.5	59.46	48.45	1.83	8.24	
ESM 1.2×10×40×19.5	1.2	10	40	19.5	64.62	48.45	1.63	8.24	
ESS 1.2×10×32.5×13.5	1.2	10	32.5	13.5	49.22	41.92	2.01	8.24	不锈钢
ESS 1.2×10×35×15.5		10	35	15.5	54.39	41.92	1.74	8.24	
ESS 1.2×10×37.5×17.5		10	37.5	17.5	59.57	41.92	1.53	8.24	
ESS 1.2×10×40×19.5		10	40	19.5	64.75	41.92	1.36	8.24	
ESM 1.3×10×32.5×12.5	1.3	10	32.5	12.5	46.27	61.9	3.67	11.34	碳钢
ESM 1.3×10×35×14.5		10	35	14.5	50.94	61.9	3.17	11.34	
ESM 1.3×10×37.5×16.5		10	37.5	16.5	55.61	61.9	2.79	11.34	
ESM 1.3×10×40×17.5		10	40	17.5	60.28	61.9	2.49	11.34	
ESS 1.3×10×32.5×12.5	1.3	10	32.5	12.5	46.28	53.5	3.06	11.34	不锈钢
ESS 1.3×10×35×14.5		10	35	14.5	50.95	53.5	2.64	11.34	
ESS 1.3×10×37.5×16.5		10	37.5	16.5	55.62	53.5	2.33	11.34	
ESS 1.3×10×40×17.5		10	40	17.5	60.29	53.5	2.08	11.34	
ESM 1.4×10×30×9.5	1.4	10	30	9.5	39.75	77.69	6.41	15.17	碳钢
ESM 1.4×10×35×13.5		10	35	13.5	48.33	77.69	4.69	15.17	
ESM 1.4×10×40×16.5		10	40	16.5	56.9	77.69	3.7	15.17	
ESM 1.4×10×45×20.5		10	45	20.5	65.48	77.69	3.05	15.17	
ESS 1.4×10×30×9.5	1.4	10	30	9.5	39.72	67.08	5.34	15.17	不锈钢
ESS 1.4×10×35×13.5		10	35	13.5	48.28	67.08	3.91	15.17	
ESS 1.4×10×40×16.5		10	40	16.5	56.84	67.08	3.08	15.17	
ESS 1.4×10×45×20.5		10	45	20.5	65.4	67.08	2.54	15.17	
ESM 0.8×11×30×12.5	0.8	11	30	12.5	68.03	13.24	0.32	1.19	碳钢
ESM 0.8×11×35×18.5		11	35	18.5	91.91	13.24	0.21	1.19	
ESM 0.8×11×40×25.5		11	40	25.5	115.78	13.24	0.16	1.19	
ESM 0.8×11×45×31.5		11	45	31.5	139.65	13.24	0.13	1.19	

标准件都为英式钩

M: 碳钢

S: 不锈钢

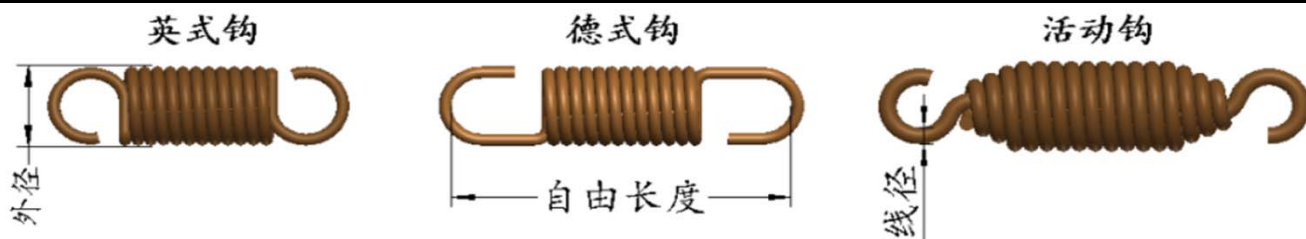


型号	线径 (mm)	外径 (mm)	自由长度 (mm)	总圈数	极限拉伸长度 (mm)	极限载荷 (N)	刚度 (N/mm)	初拉力 (N)	材料
ESS 0.8×11×30×12.5	0.8	11	30	12.5	68.54	11.37	0.26	1.19	不锈钢
ESS 0.8×11×35×18.5		11	35	18.5	92.68	11.37	0.18	1.19	
ESS 0.8×11×40×25.5		11	40	25.5	116.79	11.37	0.13	1.19	
ESS 0.8×11×45×31.5		11	45	31.5	140.89	11.37	0.11	1.19	
ESM 0.9×11×35×17.5	0.9	11	35	17.5	77.56	18.45	0.39	2.01	碳钢
ESM 0.9×11×40×22.5		11	40	22.5	96.42	18.45	0.29	2.01	
ESM 0.9×11×45×28.5		11	45	28.5	115.29	18.45	0.23	2.01	
ESM 0.9×11×50×33.5		11	50	33.5	134.18	18.45	0.2	2.01	
ESS 0.9×11×35×17.5	0.9	11	35	17.5	78.25	15.94	0.32	2.01	不锈钢
ESS 0.9×11×40×22.5		11	40	22.5	97.34	15.94	0.24	2.01	
ESS 0.9×11×45×28.5		11	45	28.5	116.43	15.94	0.19	2.01	
ESS 0.9×11×50×33.5		11	50	33.5	135.51	15.94	0.16	2.01	
ESM 1×11×35×15.5	1	11	35	15.5	68.05	25.08	0.66	3.17	碳钢
ESM 1×11×40×20.5		11	40	20.5	83.64	25.08	0.5	3.17	
ESM 1×11×45×25.5		11	45	25.5	99.24	25.08	0.4	3.17	
ESM 1×11×50×30.5		11	50	30.5	114.84	25.08	0.34	3.17	
ESS 1×11×35×15.5	1	11	35	15.5	68.49	21.67	0.55	3.17	不锈钢
ESS 1×11×40×20.5		11	40	20.5	84.23	21.67	0.42	3.17	
ESS 1×11×45×25.5		11	45	25.5	99.96	21.67	0.34	3.17	
ESS 1×11×50×30.5		11	50	30.5	115.7	21.67	0.28	3.17	
ESM 1.1×11×35×14.5	1.1	11	35	14.5	61.58	33.5	1.08	4.74	碳钢
ESM 1.1×11×40×18.5		11	40	18.5	74.96	33.5	0.82	4.74	
ESM 1.1×11×45×23.5		11	45	23.5	88.34	33.5	0.66	4.74	
ESM 1.1×11×50×28.5		11	50	28.5	101.72	33.5	0.56	4.74	
ESS 1.1×11×35×14.5	1.1	11	35	14.5	61.82	28.92	0.9	4.74	不锈钢
ESS 1.1×11×40×18.5		11	40	18.5	75.27	28.92	0.69	4.74	
ESS 1.1×11×45×23.5		11	45	23.5	88.72	28.92	0.55	4.74	
ESS 1.1×11×50×28.5		11	50	28.5	102.17	28.92	0.46	4.74	

标准件都为英式钩

M: 碳钢

S: 不锈钢

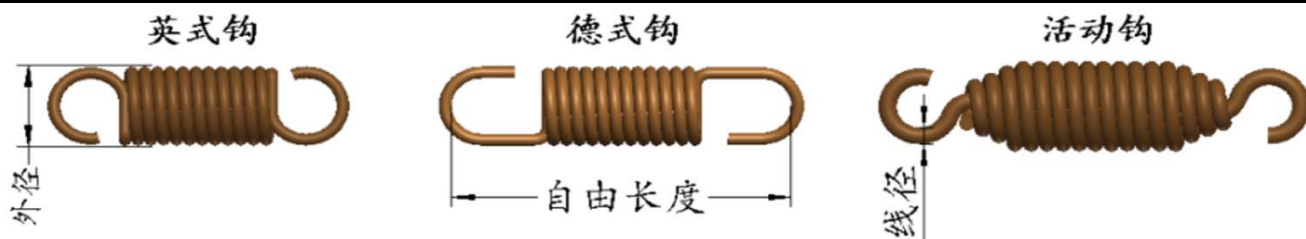


型号	线径 (mm)	外径 (mm)	自由长度 (mm)	总圈数	极限拉伸长度 (mm)	极限载荷 (N)	刚度 (N/mm)	初拉力 (N)	材料
ESM 1.2×11×35×13.5	1.2	11	35	13.5	56.66	43.51	1.7	6.78	碳钢
ESM 1.2×11×40×17.5		11	40	17.5	68.38	43.51	1.29	6.78	
ESM 1.2×11×45×21.5		11	45	21.5	80.09	43.51	1.05	6.78	
ESM 1.2×11×50×25.5		11	50	25.5	91.81	43.51	0.88	6.78	
ESS 1.2×11×35×13.5	1.2	11	35	13.5	56.84	37.64	1.41	6.78	不锈钢
ESS 1.2×11×40×17.5		11	40	17.5	68.61	37.64	1.08	6.78	
ESS 1.2×11×45×21.5		11	45	21.5	80.38	37.64	0.87	6.78	
ESS 1.2×11×50×25.5		11	50	25.5	92.15	37.64	0.73	6.78	
ESM 1.3×11×35×12.5	1.3	11	35	12.5	52.97	55.52	2.57	9.38	碳钢
ESM 1.3×11×40×16.5		11	40	16.5	63.45	55.52	1.97	9.38	
ESM 1.3×11×45×20.5		11	45	20.5	73.93	55.52	1.59	9.38	
ESM 1.3×11×50×24.5		11	50	24.5	84.42	55.52	1.34	9.38	
ESS 1.3×11×35×12.5	1.3	11	35	12.5	53.04	47.98	2.14	9.38	不锈钢
ESS 1.3×11×40×16.5		11	40	16.5	63.54	47.98	1.64	9.38	
ESS 1.3×11×45×20.5		11	45	20.5	74.05	47.98	1.33	9.38	
ESS 1.3×11×50×24.5		11	50	24.5	84.56	47.98	1.12	9.38	
ESM 1.4×11×35×11.5	1.4	11	35	11.5	50.09	69.6	3.78	12.61	碳钢
ESM 1.4×11×40×15.5		11	40	15.5	59.62	69.6	2.9	12.61	
ESM 1.4×11×45×19.5		11	45	19.5	69.15	69.6	2.36	12.61	
ESM 1.4×11×50×22.5		11	50	22.5	78.69	69.6	1.99	12.61	
ESS 1.4×11×35×11.5	1.4	11	35	11.5	50.08	60.09	3.15	12.61	不锈钢
ESS 1.4×11×40×15.5		11	40	15.5	59.61	60.09	2.42	12.61	
ESS 1.4×11×45×19.5		11	45	19.5	69.15	60.09	1.97	12.61	
ESS 1.4×11×50×22.5		11	50	22.5	78.68	60.09	1.66	12.61	
ESM 1.5×11×35×11.5	1.5	11	35	11.5	47.75	85.64	5.42	16.56	碳钢
ESM 1.5×11×40×14.5		11	40	14.5	56.52	85.64	4.18	16.56	
ESM 1.5×11×45×17.5		11	45	17.5	65.29	85.64	3.4	16.56	
ESM 1.5×11×50×21.5		11	50	21.5	74.06	85.64	2.87	16.56	

标准件都为英式钩

M: 碳钢

S: 不锈钢

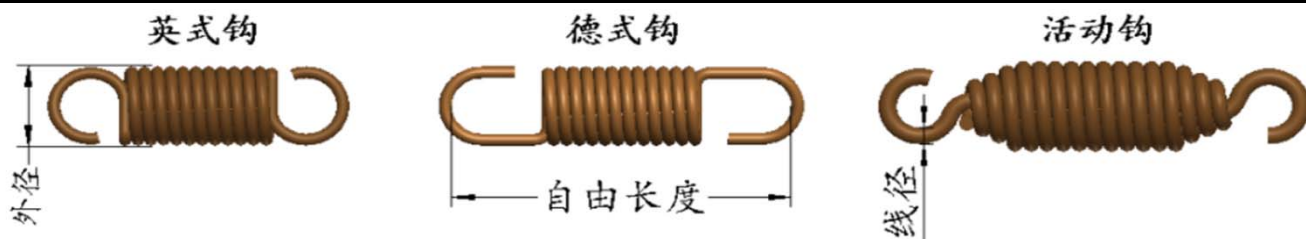


型号	线径 (mm)	外径 (mm)	自由长度 (mm)	总圈数	极限拉伸长度 (mm)	极限载荷 (N)	刚度 (N/mm)	初拉力 (N)	材料
ESS 1.5×11×35×11.5	1.5	11	35	11.5	47.74	74.11	4.52	16.56	不锈钢
ESS 1.5×11×40×14.5		11	40	14.5	56.51	74.11	3.49	16.56	
ESS 1.5×11×45×17.5		11	45	17.5	65.28	74.11	2.84	16.56	
ESS 1.5×11×50×21.5		11	50	21.5	74.05	74.11	2.39	16.56	
ESM 0.8×12×35×16.5	0.8	12	35	16.5	95.23	12.06	0.18	0.95	碳钢
ESM 0.8×12×40×22.5		12	40	22.5	123.26	12.06	0.13	0.95	
ESM 0.8×12×45×28.5		12	45	28.5	151.28	12.06	0.1	0.95	
ESM 0.8×12×50×35.5		12	50	35.5	179.29	12.06	0.09	0.95	
ESS 0.8×12×35×16.5	0.8	12	35	16.5	96.15	10.35	0.15	0.95	不锈钢
ESS 0.8×12×40×22.5		12	40	22.5	124.53	10.35	0.11	0.95	
ESS 0.8×12×45×28.5		12	45	28.5	152.92	10.35	0.09	0.95	
ESS 0.8×12×50×35.5		12	50	35.5	181.28	10.35	0.07	0.95	
ESM 0.9×12×35×14.5	0.9	12	35	14.5	80.3	16.79	0.33	1.63	碳钢
ESM 0.9×12×40×20.5		12	40	20.5	102.29	16.79	0.24	1.63	
ESM 0.9×12×45×25.5		12	45	25.5	124.26	16.79	0.19	1.63	
ESM 0.9×12×50×31.5		12	50	31.5	146.27	16.79	0.16	1.63	
ESS 0.9×12×35×14.5	0.9	12	35	14.5	81.14	14.5	0.28	1.63	不锈钢
ESS 0.9×12×40×20.5		12	40	20.5	103.43	14.5	0.2	1.63	
ESS 0.9×12×45×25.5		12	45	25.5	125.74	14.5	0.16	1.63	
ESS 0.9×12×50×31.5		12	50	31.5	148.02	14.5	0.13	1.63	
ESM 1×12×35×13.5	1	12	35	13.5	70.37	22.8	0.57	2.6	碳钢
ESM 1×12×40×18.5		12	40	18.5	88.37	22.8	0.42	2.6	
ESM 1×12×45×23.5		12	45	23.5	106.38	22.8	0.33	2.6	
ESM 1×12×50×28.5		12	50	28.5	124.39	22.8	0.27	2.6	
ESS 1×12×35×13.5	1	12	35	13.5	70.94	19.7	0.48	2.6	不锈钢
ESS 1×12×40×18.5		12	40	18.5	89.14	19.7	0.35	2.6	
ESS 1×12×45×23.5		12	45	23.5	107.36	19.7	0.27	2.6	
ESS 1×12×50×28.5		12	50	28.5	125.56	19.7	0.23	2.6	

标准件都为英式钩

M: 碳钢

S: 不锈钢

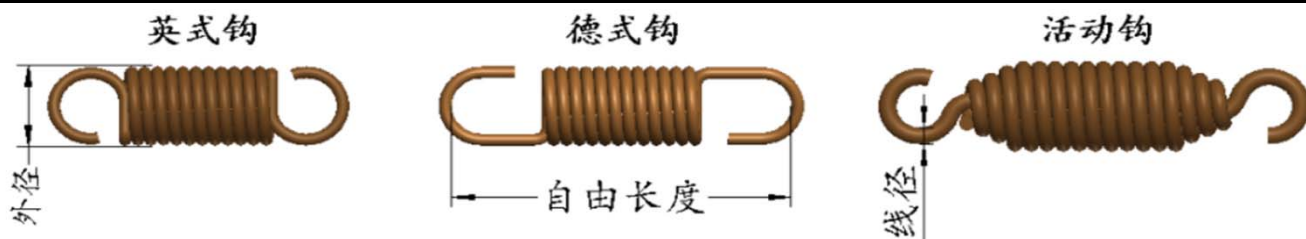


型号	线径 (mm)	外径 (mm)	自由长度 (mm)	总圈数	极限拉伸长度 (mm)	极限载荷 (N)	刚度 (N/mm)	初拉力 (N)	材料
ESM 1.1×12×35×12.5	1.1	12	35	12.5	63.58	30.43	0.93	3.91	碳钢
ESM 1.1×12×40×17.5		12	40	17.5	78.89	30.43	0.68	3.91	
ESM 1.1×12×45×21.5		12	45	21.5	94.2	30.43	0.54	3.91	
ESM 1.1×12×50×26.5		12	50	26.5	109.51	30.43	0.45	3.91	
ESS 1.1×12×35×12.5	1.1	12	35	12.5	63.91	26.27	0.77	3.91	不锈钢
ESS 1.1×12×40×17.5		12	40	17.5	79.34	26.27	0.57	3.91	
ESS 1.1×12×45×21.5		12	45	21.5	94.78	26.27	0.45	3.91	
ESS 1.1×12×50×26.5		12	50	26.5	110.21	26.27	0.37	3.91	
ESM 1.2×12×35×11.5	1.2	12	35	11.5	58.39	39.48	1.45	5.64	碳钢
ESM 1.2×12×40×15.5		12	40	15.5	71.68	39.48	1.07	5.64	
ESM 1.2×12×45×20.5		12	45	20.5	84.97	39.48	0.85	5.64	
ESM 1.2×12×50×24.5		12	50	24.5	98.25	39.48	0.7	5.64	
ESS 1.2×12×35×11.5	1.2	12	35	11.5	58.66	34.16	1.21	5.64	不锈钢
ESS 1.2×12×40×15.5		12	40	15.5	72.04	34.16	0.89	5.64	
ESS 1.2×12×45×20.5		12	45	20.5	85.41	34.16	0.71	5.64	
ESS 1.2×12×50×24.5		12	50	24.5	98.79	34.16	0.58	5.64	
ESM 1.3×12×35×11.5	1.3	12	35	11.5	54.5	50.33	2.18	7.84	碳钢
ESM 1.3×12×40×14.5		12	40	14.5	66.27	50.33	1.62	7.84	
ESM 1.3×12×45×18.5		12	45	18.5	78.05	50.33	1.29	7.84	
ESM 1.3×12×50×22.5		12	50	22.5	89.83	50.33	1.07	7.84	
ESS 1.3×12×35×11.5	1.3	12	35	11.5	54.63	43.5	1.82	7.84	不锈钢
ESS 1.3×12×40×14.5		12	40	14.5	66.46	43.5	1.35	7.84	
ESS 1.3×12×45×18.5		12	45	18.5	78.28	43.5	1.07	7.84	
ESS 1.3×12×50×22.5		12	50	22.5	90.11	43.5	0.89	7.84	
ESM 1.4×12×35×10.5	1.4	12	35	10.5	51.44	63.04	3.19	10.6	碳钢
ESM 1.4×12×40×14.5		12	40	14.5	62.06	63.04	2.38	10.6	
ESM 1.4×12×45×17.5		12	45	17.5	72.67	63.04	1.9	10.6	
ESM 1.4×12×50×21.5		12	50	21.5	83.29	63.04	1.58	10.6	

标准件都为英式钩

M: 碳钢

S: 不锈钢

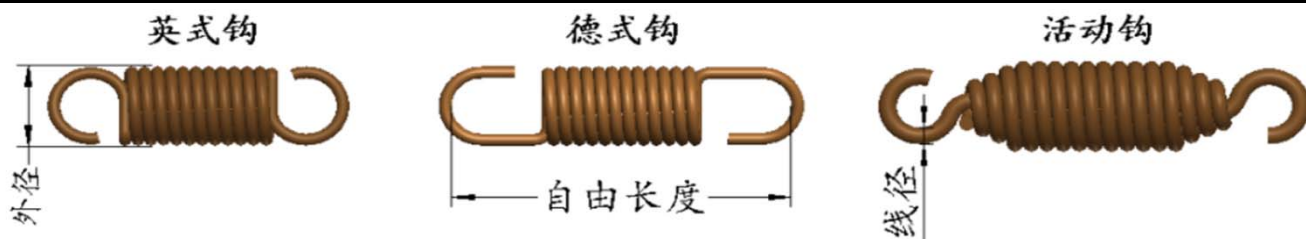


型号	线径 (mm)	外径 (mm)	自由长度 (mm)	总圈数	极限拉伸长度 (mm)	极限载荷 (N)	刚度 (N/mm)	初拉力 (N)	材料
ESS 1.4×12×35×10.5	1.4	12	35	10.5	51.49	54.42	2.66	10.6	不锈钢
ESS 1.4×12×40×14.5		12	40	14.5	62.12	54.42	1.98	10.6	
ESS 1.4×12×45×17.5		12	45	17.5	72.75	54.42	1.58	10.6	
ESS 1.4×12×50×21.5		12	50	21.5	83.38	54.42	1.31	10.6	
ESM 1.5×12×35×9.5	1.5	12	35	9.5	48.95	77.49	4.55	13.97	碳钢
ESM 1.5×12×40×13.5		12	40	13.5	58.63	77.49	3.41	13.97	
ESM 1.5×12×45×16.5		12	45	16.5	68.32	77.49	2.72	13.97	
ESM 1.5×12×50×19.5		12	50	19.5	78	77.49	2.27	13.97	
ESS 1.5×12×40×13.5	1.5	12	40	13.5	58.69	67.05	2.84	13.97	不锈钢
ESS 1.5×12×45×16.5		12	45	16.5	68.38	67.05	2.27	13.97	
ESS 1.5×12×50×19.5		12	50	19.5	78.08	67.05	1.89	13.97	
ESS 1.5×12×55×23.5		12	55	23.5	87.77	67.05	1.62	13.97	
ESM 1.6×12×40×12.5	1.6	12	40	12.5	55.95	94.3	4.78	18.04	碳钢
ESM 1.6×12×45×15.5		12	45	15.5	64.91	94.3	3.83	18.04	
ESM 1.6×12×50×18.5		12	50	18.5	73.86	94.3	3.2	18.04	
ESM 1.6×12×55×21.5		12	55	21.5	82.82	94.3	2.74	18.04	
ESS 1.6×12×40×12.5	1.6	12	40	12.5	55.93	81.52	3.98	18.04	不锈钢
ESS 1.6×12×45×15.5		12	45	15.5	64.88	81.52	3.19	18.04	
ESS 1.6×12×50×18.5		12	50	18.5	73.83	81.52	2.66	18.04	
ESS 1.6×12×55×21.5		12	55	21.5	82.79	81.52	2.28	18.04	
ESM 1.7×12×40×12.5	1.7	12	40	12.5	53.76	113.44	6.58	22.88	碳钢
ESM 1.7×12×45×14.5		12	45	14.5	62.13	113.44	5.29	22.88	
ESM 1.7×12×50×17.5		12	50	17.5	70.5	113.44	4.42	22.88	
ESM 1.7×12×55×20.5		12	55	20.5	78.87	113.44	3.79	22.88	
ESS 1.7×12×40×12.5	1.7	12	40	12.5	53.69	97.95	5.48	22.88	不锈钢
ESS 1.7×12×45×14.5		12	45	14.5	62.04	97.95	4.4	22.88	
ESS 1.7×12×50×17.5		12	50	17.5	70.4	97.95	3.68	22.88	
ESS 1.7×12×55×20.5		12	55	20.5	78.75	97.95	3.16	22.88	

标准件都为英式钩

M: 碳钢

S: 不锈钢

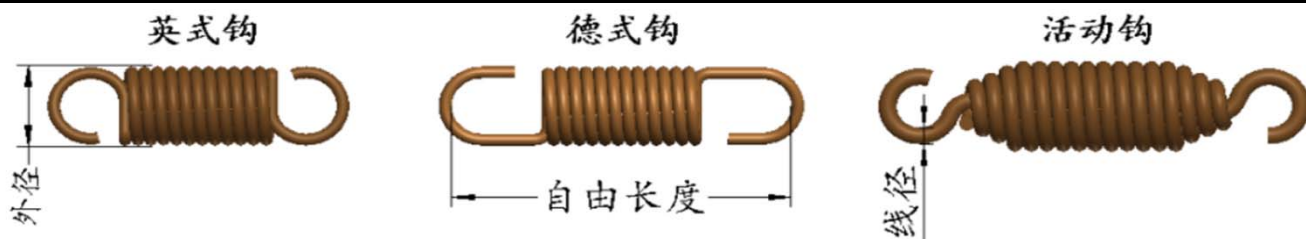


型号	线径 (mm)	外径 (mm)	自由长度 (mm)	总圈数	极限拉伸长度 (mm)	极限载荷 (N)	刚度 (N/mm)	初拉力 (N)	材料
ESM 0.9×13×40×18.5	0.9	13	40	18.5	106.73	15.4	0.21	1.33	碳钢
ESM 0.9×13×45×23.5		13	45	23.5	132.14	15.4	0.16	1.33	
ESM 0.9×13×50×29.5		13	50	29.5	157.51	15.4	0.13	1.33	
ESM 0.9×13×55×34.5		13	55	34.5	182.94	15.4	0.11	1.33	
ESS 0.9×13×40×18.5	0.9	13	40	18.5	108.09	13.3	0.18	1.33	不锈钢
ESS 0.9×13×45×23.5		13	45	23.5	133.93	13.3	0.13	1.33	
ESS 0.9×13×50×29.5		13	50	29.5	159.82	13.3	0.11	1.33	
ESS 0.9×13×55×34.5		13	55	34.5	185.68	13.3	0.09	1.33	
ESM 1×13×40×16.5	1	13	40	16.5	92.03	20.9	0.36	2.14	碳钢
ESM 1×13×45×21.5		13	45	21.5	112.72	20.9	0.28	2.14	
ESM 1×13×50×26.5		13	50	26.5	133.37	20.9	0.23	2.14	
ESM 1×13×55×31.5		13	55	31.5	154.04	20.9	0.19	2.14	
ESS 1×13×40×16.5	1	13	40	16.5	92.99	18.06	0.3	2.14	不锈钢
ESS 1×13×45×21.5		13	45	21.5	113.93	18.06	0.23	2.14	
ESS 1×13×50×26.5		13	50	26.5	134.89	18.06	0.19	2.14	
ESS 1×13×55×31.5		13	55	31.5	155.87	18.06	0.16	2.14	
ESM 1.1×13×40×15.5	1.1	13	40	15.5	82	27.87	0.59	3.26	碳钢
ESM 1.1×13×45×19.5		13	45	19.5	99.45	27.87	0.45	3.26	
ESM 1.1×13×50×24.5		13	50	24.5	116.91	27.87	0.37	3.26	
ESM 1.1×13×55×28.5		13	55	28.5	134.35	27.87	0.31	3.26	
ESS 1.1×13×40×15.5	1.1	13	40	15.5	82.58	24.06	0.49	3.26	不锈钢
ESS 1.1×13×45×19.5		13	45	19.5	100.22	24.06	0.38	3.26	
ESS 1.1×13×50×24.5		13	50	24.5	117.85	24.06	0.31	3.26	
ESS 1.1×13×55×28.5		13	55	28.5	135.47	24.06	0.26	3.26	
ESM 1.2×13×40×14.5	1.2	13	40	14.5	74.34	36.13	0.91	4.73	碳钢
ESM 1.2×13×45×18.5		13	45	18.5	89.36	36.13	0.71	4.73	
ESM 1.2×13×50×22.5		13	50	22.5	104.39	36.13	0.58	4.73	
ESM 1.2×13×55×26.5		13	55	26.5	119.41	36.13	0.49	4.73	

标准件都为英式钩

M: 碳钢

S: 不锈钢

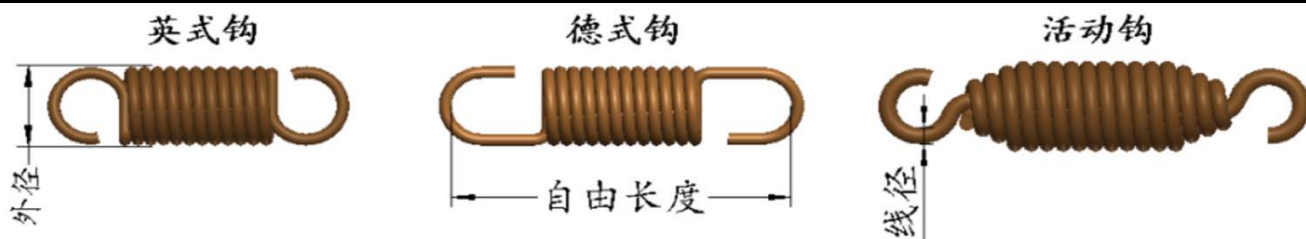


型号	线径 (mm)	外径 (mm)	自由长度 (mm)	总圈数	极限拉伸长度 (mm)	极限载荷 (N)	刚度 (N/mm)	初拉力 (N)	材料
ESS 1.2×13×40×14.5	1.2	13	40	14.5	74.81	31.26	0.76	4.73	不锈钢
ESS 1.2×13×45×18.5		13	45	18.5	89.97	31.26	0.59	4.73	
ESS 1.2×13×50×22.5		13	50	22.5	105.14	31.26	0.48	4.73	
ESS 1.2×13×55×26.5		13	55	26.5	120.31	31.26	0.41	4.73	
ESM 1.3×13×40×13.5	1.3	13	40	13.5	68.58	46.03	1.38	6.62	碳钢
ESM 1.3×13×45×17.5		13	45	17.5	81.8	46.03	1.07	6.62	
ESM 1.3×13×50×21.5		13	50	21.5	95.02	46.03	0.88	6.62	
ESM 1.3×13×55×24.5		13	55	24.5	108.24	46.03	0.74	6.62	
ESS 1.3×13×40×13.5	1.3	13	40	13.5	68.85	39.78	1.15	6.62	不锈钢
ESS 1.3×13×45×17.5		13	45	17.5	82.16	39.78	0.89	6.62	
ESS 1.3×13×50×21.5		13	50	21.5	95.46	39.78	0.73	6.62	
ESS 1.3×13×55×24.5		13	55	24.5	108.76	39.78	0.62	6.62	
ESM 1.4×13×40×12.5	1.4	13	40	12.5	64.07	57.6	2.02	8.98	碳钢
ESM 1.4×13×45×16.5		13	45	16.5	75.89	57.6	1.57	8.98	
ESM 1.4×13×50×19.5		13	50	19.5	87.71	57.6	1.29	8.98	
ESM 1.4×13×55×23.5		13	55	23.5	99.54	57.6	1.09	8.98	
ESS 1.4×13×40×12.5	1.4	13	40	12.5	64.21	49.73	1.68	8.98	不锈钢
ESS 1.4×13×45×16.5		13	45	16.5	76.07	49.73	1.31	8.98	
ESS 1.4×13×50×19.5		13	50	19.5	87.93	49.73	1.07	8.98	
ESS 1.4×13×55×23.5		13	55	23.5	99.79	49.73	0.91	8.98	
ESM 1.5×13×40×11.5	1.5	13	40	11.5	60.4	70.75	2.88	11.89	碳钢
ESM 1.5×13×45×15.5		13	45	15.5	71.1	70.75	2.25	11.89	
ESM 1.5×13×50×18.5		13	50	18.5	81.8	70.75	1.85	11.89	
ESM 1.5×13×55×21.5		13	55	21.5	92.5	70.75	1.57	11.89	
ESS 1.5×13×40×11.5	1.5	13	40	11.5	60.52	61.22	2.4	11.89	不锈钢
ESS 1.5×13×45×15.5		13	45	15.5	71.25	61.22	1.88	11.89	
ESS 1.5×13×50×18.5		13	50	18.5	81.99	61.22	1.54	11.89	
ESS 1.5×13×55×21.5		13	55	21.5	92.72	61.22	1.31	11.89	

标准件都为英式钩

M: 碳钢

S: 不锈钢

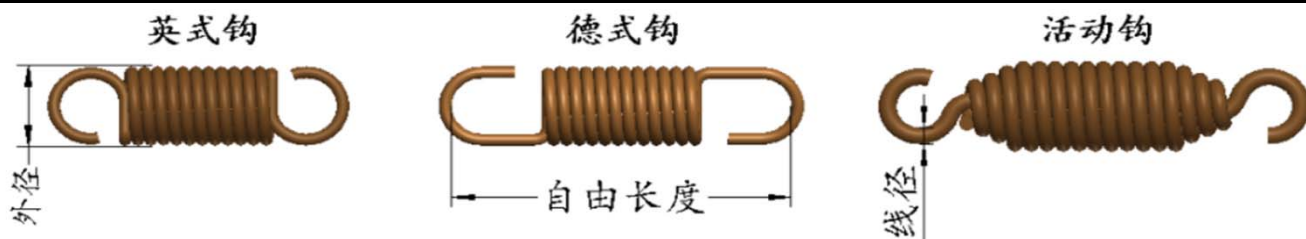


型号	线径 (mm)	外径 (mm)	自由长度 (mm)	总圈数	极限拉伸长度 (mm)	极限载荷 (N)	刚度 (N/mm)	初拉力 (N)	材料
ESM 1.6×13×40×11.5	1.6	13	40	11.5	57.52	86.03	4.03	15.41	碳钢
ESM 1.6×13×45×14.5		13	45	14.5	67.35	86.03	3.16	15.41	
ESM 1.6×13×50×17.5		13	50	17.5	77.17	86.03	2.6	15.41	
ESM 1.6×13×55×20.5		13	55	20.5	87	86.03	2.21	15.41	
ESS 1.6×13×40×11.5	1.6	13	40	11.5	57.55	74.37	3.36	15.41	不锈钢
ESS 1.6×13×45×14.5		13	45	14.5	67.39	74.37	2.63	15.41	
ESS 1.6×13×50×17.5		13	50	17.5	77.22	74.37	2.17	15.41	
ESS 1.6×13×55×20.5		13	55	20.5	87.05	74.37	1.84	15.41	
ESM 1×14×40×14.5	1	14	40	14.5	94.32	19.29	0.32	1.78	碳钢
ESM 1×14×45×19.5		14	45	19.5	117.94	19.29	0.24	1.78	
ESM 1×14×50×24.5		14	50	24.5	141.54	19.29	0.19	1.78	
ESM 1×14×55×29.5		14	55	29.5	165.14	19.29	0.16	1.78	
ESS 1×14×40×14.5	1	14	40	14.5	95.43	16.67	0.27	1.78	不锈钢
ESS 1×14×45×19.5		14	45	19.5	119.41	16.67	0.2	1.78	
ESS 1×14×50×24.5		14	50	24.5	143.41	16.67	0.16	1.78	
ESS 1×14×55×29.5		14	55	29.5	167.37	16.67	0.13	1.78	
ESM 1.1×14×40×13.5	1.1	14	40	13.5	84.02	25.71	0.52	2.73	碳钢
ESM 1.1×14×45×18.5		14	45	18.5	103.83	25.71	0.39	2.73	
ESM 1.1×14×50×22.5		14	50	22.5	123.63	25.71	0.31	2.73	
ESM 1.1×14×55×27.5		14	55	27.5	143.45	25.71	0.26	2.73	
ESS 1.1×14×40×13.5	1.1	14	40	13.5	84.74	22.19	0.44	2.73	不锈钢
ESS 1.1×14×45×18.5		14	45	18.5	104.79	22.19	0.33	2.73	
ESS 1.1×14×50×22.5		14	50	22.5	124.86	22.19	0.26	2.73	
ESS 1.1×14×55×27.5		14	55	27.5	144.9	22.19	0.22	2.73	
ESM 1.2×14×40×12.5	1.2	14	40	12.5	76.13	33.31	0.81	3.99	碳钢
ESM 1.2×14×45×16.5		14	45	16.5	93.08	33.31	0.61	3.99	
ESM 1.2×14×50×20.5		14	50	20.5	110.03	33.31	0.49	3.99	
ESM 1.2×14×55×25.5		14	55	25.5	126.98	33.31	0.41	3.99	

标准件都为英式钩

M: 碳钢

S: 不锈钢

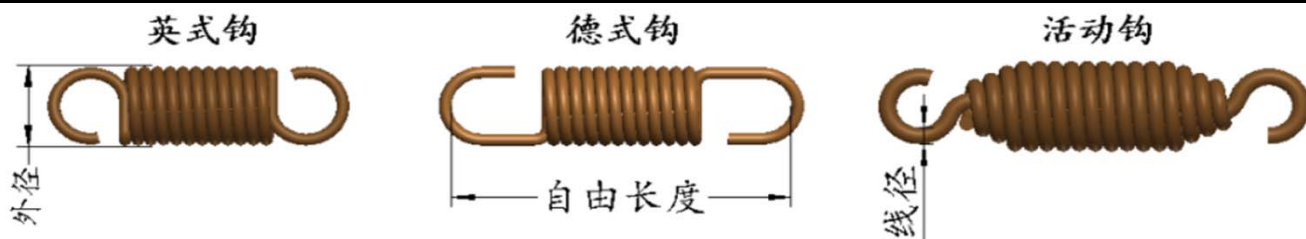


型号	线径 (mm)	外径 (mm)	自由长度 (mm)	总圈数	极限拉伸长度 (mm)	极限载荷 (N)	刚度 (N/mm)	初拉力 (N)	材料
ESS 1.2×14×40×12.5	1.2	14	40	12.5	76.72	28.82	0.68	3.99	不锈钢
ESS 1.2×14×45×16.5		14	45	16.5	93.85	28.82	0.51	3.99	
ESS 1.2×14×50×20.5		14	50	20.5	111	28.82	0.41	3.99	
ESS 1.2×14×55×25.5		14	55	25.5	128.13	28.82	0.34	3.99	
ESM 1.3×14×40×11.5	1.3	14	40	11.5	70.18	42.41	1.22	5.62	碳钢
ESM 1.3×14×45×15.5		14	45	15.5	84.99	42.41	0.92	5.62	
ESM 1.3×14×50×19.5		14	50	19.5	99.81	42.41	0.74	5.62	
ESM 1.3×14×55×23.5		14	55	23.5	114.62	42.41	0.62	5.62	
ESS 1.3×14×40×11.5	1.3	14	40	11.5	70.55	36.65	1.02	5.62	不锈钢
ESS 1.3×14×45×15.5		14	45	15.5	85.48	36.65	0.77	5.62	
ESS 1.3×14×50×19.5		14	50	19.5	100.42	36.65	0.62	5.62	
ESS 1.3×14×55×23.5		14	55	23.5	115.35	36.65	0.51	5.62	
ESM 1.4×14×45×14.5	1.4	14	45	14.5	78.67	53.03	1.35	7.67	碳钢
ESM 1.4×14×50×18.5		14	50	18.5	91.83	53.03	1.08	7.67	
ESM 1.4×14×55×21.5		14	55	21.5	104.99	53.03	0.91	7.67	
ESM 1.4×14×60×25.5		14	60	25.5	118.14	53.03	0.78	7.67	
ESS 1.4×14×45×14.5	1.4	14	45	14.5	78.95	45.78	1.12	7.67	不锈钢
ESS 1.4×14×50×18.5		14	50	18.5	92.18	45.78	0.9	7.67	
ESS 1.4×14×55×21.5		14	55	21.5	105.4	45.78	0.76	7.67	
ESS 1.4×14×60×25.5		14	60	25.5	118.62	45.78	0.65	7.67	
ESM 1.5×14×45×13.5	1.5	14	45	13.5	73.53	65.09	1.92	10.2	碳钢
ESM 1.5×14×50×17.5		14	50	17.5	85.36	65.09	1.55	10.2	
ESM 1.5×14×55×20.5		14	55	20.5	97.18	65.09	1.3	10.2	
ESM 1.5×14×60×23.5		14	60	23.5	109.01	65.09	1.12	10.2	
ESS 1.5×14×45×13.5	1.5	14	45	13.5	73.77	56.32	1.6	10.2	不锈钢
ESS 1.5×14×50×17.5		14	50	17.5	85.65	56.32	1.29	10.2	
ESS 1.5×14×55×20.5		14	55	20.5	97.53	56.32	1.08	10.2	
ESS 1.5×14×60×23.5		14	60	23.5	109.42	56.32	0.93	10.2	

标准件都为英式钩

M: 碳钢

S: 不锈钢

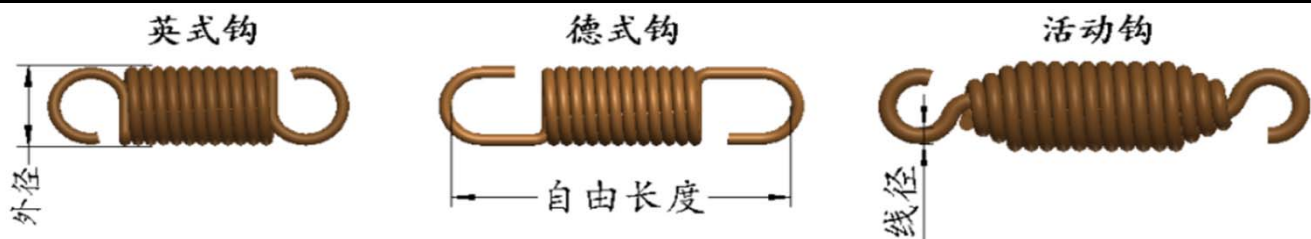


型号	线径 (mm)	外径 (mm)	自由长度 (mm)	总圈数	极限拉伸长度 (mm)	极限载荷 (N)	刚度 (N/mm)	初拉力 (N)	材料
ESM 1.6×14×45×13.5	1.6	14	45	13.5	69.49	79.09	2.69	13.27	碳钢
ESM 1.6×14×50×16.5		14	50	16.5	80.28	79.09	2.17	13.27	
ESM 1.6×14×55×19.5		14	55	19.5	91.07	79.09	1.83	13.27	
ESM 1.6×14×60×22.5		14	60	22.5	101.86	79.09	1.57	13.27	
ESS 1.6×14×45×13.5	1.6	14	45	13.5	69.6	68.37	2.24	13.27	不锈钢
ESS 1.6×14×50×16.5		14	50	16.5	80.42	68.37	1.81	13.27	
ESS 1.6×14×55×19.5		14	55	19.5	91.23	68.37	1.52	13.27	
ESS 1.6×14×60×22.5		14	60	22.5	102.04	68.37	1.31	13.27	
ESM 1.7×14×45×12.5	1.7	14	45	12.5	66.19	94.99	3.68	16.94	碳钢
ESM 1.7×14×50×15.5		14	50	15.5	76.14	94.99	2.99	16.94	
ESM 1.7×14×55×18.5		14	55	18.5	86.09	94.99	2.51	16.94	
ESM 1.7×14×60×21.5		14	60	21.5	96.03	94.99	2.17	16.94	
ESS 1.7×14×45×12.5	1.7	14	45	12.5	66.21	82.03	3.07	16.94	不锈钢
ESS 1.7×14×50×15.5		14	50	15.5	76.15	82.03	2.49	16.94	
ESS 1.7×14×55×18.5		14	55	18.5	86.1	82.03	2.09	16.94	
ESS 1.7×14×60×21.5		14	60	21.5	96.05	82.03	1.81	16.94	
ESM 1×15×40×12.5	1	15	40	12.5	94.92	17.91	0.3	1.49	碳钢
ESM 1×15×45×17.5		15	45	17.5	121.72	17.91	0.21	1.49	
ESM 1×15×50×22.5		15	50	22.5	148.54	17.91	0.17	1.49	
ESM 1×15×55×27.5		15	55	27.5	175.34	17.91	0.14	1.49	
ESS 1×15×40×12.5	1	15	40	12.5	96.14	15.48	0.25	1.49	不锈钢
ESS 1×15×45×17.5		15	45	17.5	123.42	15.48	0.18	1.49	
ESS 1×15×50×22.5		15	50	22.5	150.65	15.48	0.14	1.49	
ESS 1×15×55×27.5		15	55	27.5	177.94	15.48	0.11	1.49	
ESM 1.1×15×40×11.5	1.1	15	40	11.5	84.71	23.86	0.48	2.3	碳钢
ESM 1.1×15×45×16.5		15	45	16.5	107.09	23.86	0.35	2.3	
ESM 1.1×15×50×20.5		15	50	20.5	129.46	23.86	0.27	2.3	
ESM 1.1×15×55×25.5		15	55	25.5	151.85	23.86	0.22	2.3	

标准件都为英式钩

M: 碳钢

S: 不锈钢

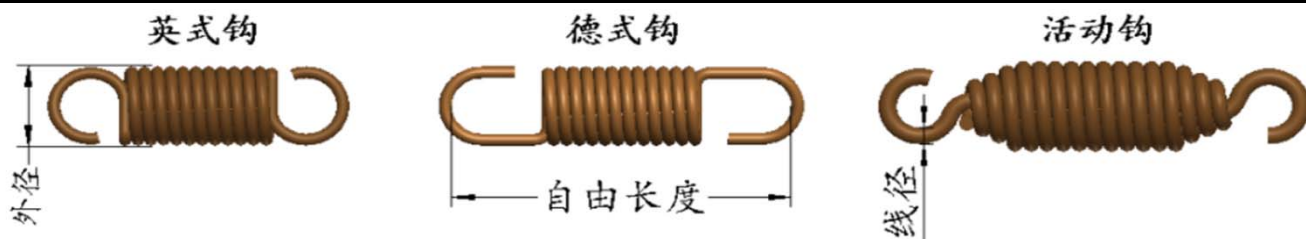


型号	线径 (mm)	外径 (mm)	自由长度 (mm)	总圈数	极限拉伸长度 (mm)	极限载荷 (N)	刚度 (N/mm)	初拉力 (N)	材料
ESS 1.1×15×40×11.5	1.1	15	40	11.5	85.53	20.6	0.4	2.3	不锈钢
ESS 1.1×15×45×16.5		15	45	16.5	108.23	20.6	0.29	2.3	
ESS 1.1×15×50×20.5		15	50	20.5	130.91	20.6	0.23	2.3	
ESS 1.1×15×55×25.5		15	55	25.5	153.62	20.6	0.19	2.3	
ESM 1.2×15×40×10.5	1.2	15	40	10.5	76.86	30.9	0.75	3.39	碳钢
ESM 1.2×15×45×15.5		15	45	15.5	95.91	30.9	0.54	3.39	
ESM 1.2×15×50×19.5		15	50	19.5	114.95	30.9	0.42	3.39	
ESM 1.2×15×55×23.5		15	55	23.5	133.99	30.9	0.35	3.39	
ESS 1.2×15×40×10.5	1.2	15	40	10.5	77.53	26.73	0.62	3.39	不锈钢
ESS 1.2×15×45×15.5		15	45	15.5	96.83	26.73	0.45	3.39	
ESS 1.2×15×50×19.5		15	50	19.5	116.13	26.73	0.35	3.39	
ESS 1.2×15×55×23.5		15	55	23.5	135.45	26.73	0.29	3.39	
ESM 1.3×15×40×10.5	1.3	15	40	10.5	70.92	39.31	1.12	4.81	碳钢
ESM 1.3×15×45×14.5		15	45	14.5	87.47	39.31	0.81	4.81	
ESM 1.3×15×50×17.5		15	50	17.5	104.03	39.31	0.64	4.81	
ESM 1.3×15×55×21.5		15	55	21.5	120.58	39.31	0.53	4.81	
ESS 1.3×15×40×10.5	1.3	15	40	10.5	71.36	33.97	0.93	4.81	不锈钢
ESS 1.3×15×45×14.5		15	45	14.5	88.08	33.97	0.68	4.81	
ESS 1.3×15×50×17.5		15	50	17.5	104.8	33.97	0.53	4.81	
ESS 1.3×15×55×21.5		15	55	21.5	121.53	33.97	0.44	4.81	
ESM 1.4×15×45×13.5	1.4	15	45	13.5	80.86	49.13	1.19	6.6	碳钢
ESM 1.4×15×50×16.5		15	50	16.5	95.48	49.13	0.94	6.6	
ESM 1.4×15×55×20.5		15	55	20.5	110.1	49.13	0.77	6.6	
ESM 1.4×15×60×24.5		15	60	24.5	124.72	49.13	0.66	6.6	
ESS 1.4×15×45×13.5	1.4	15	45	13.5	81.24	42.42	0.99	6.6	不锈钢
ESS 1.4×15×50×16.5		15	50	16.5	95.96	42.42	0.78	6.6	
ESS 1.4×15×55×20.5		15	55	20.5	110.68	42.42	0.64	6.6	
ESS 1.4×15×60×24.5		15	60	24.5	125.4	42.42	0.55	6.6	

标准件都为英式钩

M: 碳钢

S: 不锈钢

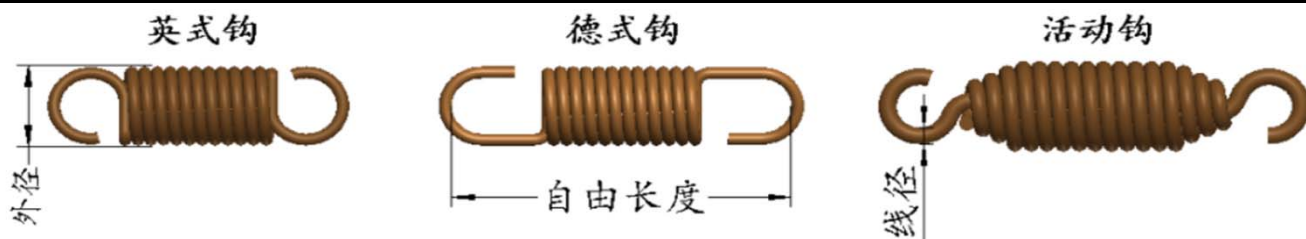


型号	线径 (mm)	外径 (mm)	自由长度 (mm)	总圈数	极限拉伸长度 (mm)	极限载荷 (N)	刚度 (N/mm)	初拉力 (N)	材料
ESM 1.5×15×45×12.5	1.5	15	45	12.5	75.48	60.27	1.69	8.81	碳钢
ESM 1.5×15×50×15.5		15	50	15.5	88.54	60.27	1.34	8.81	
ESM 1.5×15×55×19.5		15	55	19.5	101.6	60.27	1.1	8.81	
ESM 1.5×15×60×22.5		15	60	22.5	114.66	60.27	0.94	8.81	
ESS 1.5×15×45×12.5	1.5	15	45	12.5	75.8	52.15	1.41	8.81	不锈钢
ESS 1.5×15×50×15.5		15	50	15.5	88.95	52.15	1.11	8.81	
ESS 1.5×15×55×19.5		15	55	19.5	102.1	52.15	0.92	8.81	
ESS 1.5×15×60×22.5		15	60	22.5	115.25	52.15	0.78	8.81	
ESM 1.6×15×45×11.5	1.6	15	45	11.5	71.23	73.19	2.35	11.5	碳钢
ESM 1.6×15×50×15.5		15	50	15.5	83.08	73.19	1.87	11.5	
ESM 1.6×15×55×18.5		15	55	18.5	94.92	73.19	1.55	11.5	
ESM 1.6×15×60×21.5		15	60	21.5	106.77	73.19	1.32	11.5	
ESS 1.6×15×45×11.5	1.6	15	45	11.5	71.41	63.27	1.96	11.5	不锈钢
ESS 1.6×15×50×15.5		15	50	15.5	83.3	63.27	1.55	11.5	
ESS 1.6×15×55×18.5		15	55	18.5	95.2	63.27	1.29	11.5	
ESS 1.6×15×60×21.5		15	60	21.5	107.09	63.27	1.1	11.5	
ESM 1.7×15×45×11.5	1.7	15	45	11.5	67.76	87.85	3.21	14.73	碳钢
ESM 1.7×15×50×14.5		15	50	14.5	78.61	87.85	2.56	14.73	
ESM 1.7×15×55×17.5		15	55	17.5	89.47	87.85	2.12	14.73	
ESM 1.7×15×60×20.5		15	60	20.5	100.33	87.85	1.81	14.73	
ESS 1.7×15×45×11.5	1.7	15	45	11.5	67.83	75.86	2.68	14.73	不锈钢
ESS 1.7×15×50×14.5		15	50	14.5	78.71	75.86	2.13	14.73	
ESS 1.7×15×55×17.5		15	55	17.5	89.58	75.86	1.77	14.73	
ESS 1.7×15×60×20.5		15	60	20.5	100.46	75.86	1.51	14.73	
ESM 1.8×15×45×10.5	1.8	15	45	10.5	64.88	104.36	4.32	18.54	碳钢
ESM 1.8×15×50×13.5		15	50	13.5	74.93	104.36	3.44	18.54	
ESM 1.8×15×55×16.5		15	55	16.5	84.98	104.36	2.86	18.54	
ESM 1.8×15×60×19.5		15	60	19.5	95.03	104.36	2.45	18.54	

标准件都为英式钩

M: 碳钢

S: 不锈钢

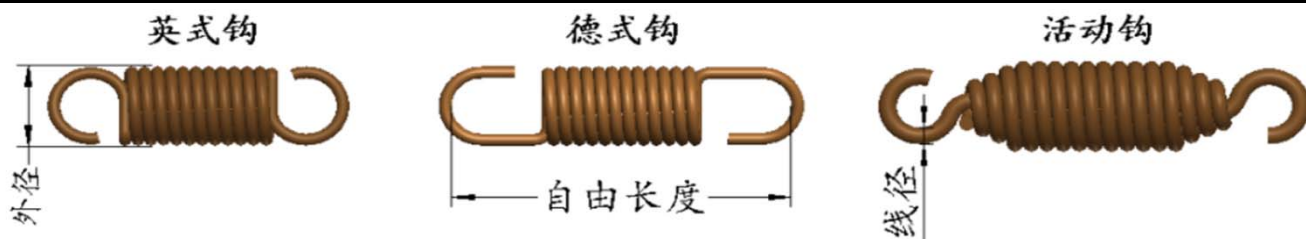


型号	线径 (mm)	外径 (mm)	自由长度 (mm)	总圈数	极限拉伸长度 (mm)	极限载荷 (N)	刚度 (N/mm)	初拉力 (N)	材料
ESS 1.8×15×45×10.5	1.8	15	45	10.5	64.87	90.01	3.6	18.54	不锈钢
ESS 1.8×15×50×13.5		15	50	13.5	74.92	90.01	2.87	18.54	
ESS 1.8×15×55×16.5		15	55	16.5	84.96	90.01	2.39	18.54	
ESS 1.8×15×60×19.5		15	60	19.5	95.01	90.01	2.04	18.54	
ESM 1.1×16×45×14.5	1.1	16	45	14.5	108.98	22.26	0.32	1.95	碳钢
ESM 1.1×16×50×18.5		16	50	18.5	134.15	22.26	0.24	1.95	
ESM 1.1×16×55×23.5		16	55	23.5	159.3	22.26	0.19	1.95	
ESM 1.2×16×40×9.5		16	40	9.5	76.3	28.81	0.71	2.9	
ESS 1.2×16×45×13.5	1.2	16	45	13.5	98.68	24.92	0.41	2.9	不锈钢
ESS 1.2×16×50×17.5		16	50	17.5	120.32	24.92	0.31	2.9	
ESS 1.2×16×55×21.5		16	55	21.5	141.99	24.92	0.25	2.9	
ESS 1.2×16×60×25.5		16	60	25.5	163.65	24.92	0.21	2.9	
ESM 1.3×16×45×12.5	1.3	16	45	12.5	89.05	36.64	0.74	4.13	碳钢
ESM 1.3×16×50×16.5		16	50	16.5	107.5	36.64	0.57	4.13	
ESM 1.3×16×55×20.5		16	55	20.5	125.94	36.64	0.46	4.13	
ESM 1.3×16×60×24.5		16	60	24.5	144.38	36.64	0.39	4.13	
ESS 1.3×16×45×12.5	1.3	16	45	12.5	89.77	31.66	0.61	4.13	不锈钢
ESS 1.3×16×50×16.5		16	50	16.5	108.44	31.66	0.47	4.13	
ESS 1.3×16×55×20.5		16	55	20.5	127.11	31.66	0.38	4.13	
ESS 1.3×16×60×24.5		16	60	24.5	145.76	31.66	0.32	4.13	
ESM 1.4×16×45×11.5	1.4	16	45	11.5	82.31	45.77	1.07	5.7	碳钢
ESM 1.4×16×50×15.5		16	50	15.5	98.52	45.77	0.83	5.7	
ESM 1.4×16×55×19.5		16	55	19.5	114.73	45.77	0.67	5.7	
ESM 1.4×16×60×22.5		16	60	22.5	130.94	45.77	0.56	5.7	
ESS 1.4×16×45×11.5	1.4	16	45	11.5	82.78	39.51	0.89	5.7	不锈钢
ESS 1.4×16×50×15.5		16	50	15.5	99.13	39.51	0.69	5.7	
ESS 1.4×16×55×19.5		16	55	19.5	115.49	39.51	0.56	5.7	
ESS 1.4×16×60×22.5		16	60	22.5	131.83	39.51	0.47	5.7	

标准件都为英式钩

M: 碳钢

S: 不锈钢

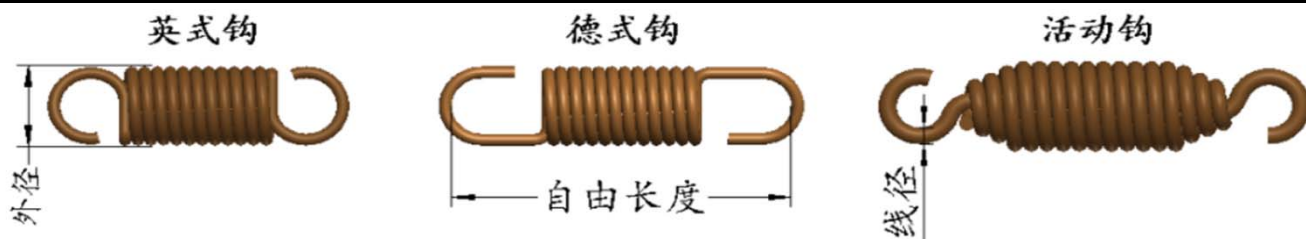


型号	线径 (mm)	外径 (mm)	自由长度 (mm)	总圈数	极限拉伸长度 (mm)	极限载荷 (N)	刚度 (N/mm)	初拉力 (N)	材料
ESM 1.5×16×45×11.5	1.5	16	45	11.5	76.8	56.11	1.52	7.65	碳钢
ESM 1.5×16×50×14.5		16	50	14.5	91.21	56.11	1.18	7.65	
ESM 1.5×16×55×17.5		16	55	17.5	105.62	56.11	0.96	7.65	
ESM 1.5×16×60×21.5		16	60	21.5	120.03	56.11	0.81	7.65	
ESS 1.5×16×50×14.5	1.5	16	50	14.5	91.74	48.55	0.98	7.65	不锈钢
ESS 1.5×16×55×17.5		16	55	17.5	106.27	48.55	0.8	7.65	
ESS 1.5×16×60×21.5		16	60	21.5	120.79	48.55	0.67	7.65	
ESS 1.5×16×65×24.5		16	65	24.5	135.32	48.55	0.58	7.65	
ESM 1.6×16×50×13.5	1.6	16	50	13.5	85.45	68.11	1.64	10.02	碳钢
ESM 1.6×16×55×16.5		16	55	16.5	98.45	68.11	1.34	10.02	
ESM 1.6×16×60×20.5		16	60	20.5	111.45	68.11	1.13	10.02	
ESM 1.6×16×65×23.5		16	65	23.5	124.44	68.11	0.98	10.02	
ESS 1.6×16×50×13.5	1.6	16	50	13.5	85.78	58.87	1.37	10.02	不锈钢
ESS 1.6×16×55×16.5		16	55	16.5	98.85	58.87	1.11	10.02	
ESS 1.6×16×60×20.5		16	60	20.5	111.92	58.87	0.94	10.02	
ESS 1.6×16×65×23.5		16	65	23.5	124.99	58.87	0.81	10.02	
ESM 1.7×16×50×13.5	1.7	16	50	13.5	80.74	81.71	2.24	12.88	碳钢
ESM 1.7×16×55×16.5		16	55	16.5	92.59	81.71	1.83	12.88	
ESM 1.7×16×60×19.5		16	60	19.5	104.45	81.71	1.55	12.88	
ESM 1.7×16×65×22.5		16	65	22.5	116.3	81.71	1.34	12.88	
ESS 1.7×16×50×13.5	1.7	16	50	13.5	80.91	70.55	1.87	12.88	不锈钢
ESS 1.7×16×55×16.5		16	55	16.5	92.8	70.55	1.53	12.88	
ESS 1.7×16×60×19.5		16	60	19.5	104.69	70.55	1.29	12.88	
ESS 1.7×16×65×22.5		16	65	22.5	116.59	70.55	1.12	12.88	
ESM 1.8×16×50×12.5	1.8	16	50	12.5	76.84	97.01	3.01	16.26	碳钢
ESM 1.8×16×55×15.5		16	55	15.5	87.75	97.01	2.47	16.26	
ESM 1.8×16×60×18.5		16	60	18.5	98.67	97.01	2.09	16.26	
ESM 1.8×16×65×20.5		16	65	20.5	109.59	97.01	1.81	16.26	

标准件都为英式钩

M: 碳钢

S: 不锈钢

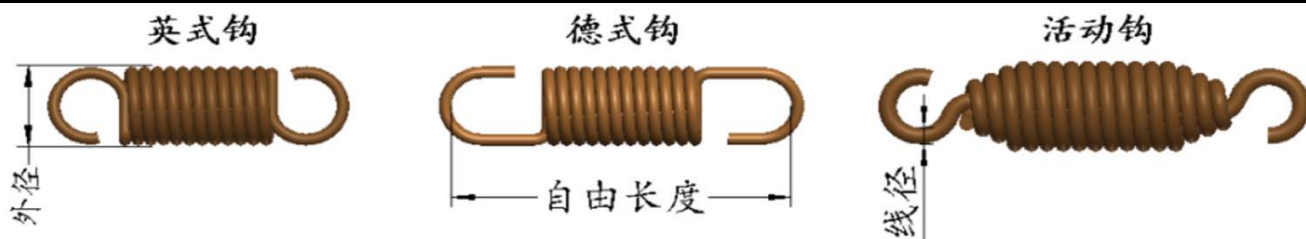


型号	线径 (mm)	外径 (mm)	自由长度 (mm)	总圈数	极限拉伸长度 (mm)	极限载荷 (N)	刚度 (N/mm)	初拉力 (N)	材料
ESS 1.8×16×50×12.5	1.8	16	50	12.5	76.89	83.67	2.51	16.26	不锈钢
ESS 1.8×16×55×15.5		16	55	15.5	87.81	83.67	2.05	16.26	
ESS 1.8×16×60×18.5		16	60	18.5	98.74	83.67	1.74	16.26	
ESS 1.8×16×65×20.5		16	65	20.5	109.67	83.67	1.51	16.26	
ESM 1.9×16×50×12.5	1.9	16	50	12.5	73.48	113.72	3.98	20.23	碳钢
ESM 1.9×16×55×14.5		16	55	14.5	83.6	113.72	3.27	20.23	
ESM 1.9×16×60×17.5		16	60	17.5	93.71	113.72	2.77	20.23	
ESM 1.9×16×65×19.5		16	65	19.5	103.83	113.72	2.41	20.23	
ESS 1.9×16×50×12.5	1.9	16	50	12.5	73.53	98.32	3.32	20.23	不锈钢
ESS 1.9×16×55×14.5		16	55	14.5	83.66	98.32	2.72	20.23	
ESS 1.9×16×60×17.5		16	60	17.5	93.79	98.32	2.31	20.23	
ESS 1.9×16×65×19.5		16	65	19.5	103.92	98.32	2.01	20.23	
ESM 2×16×50×11.5	2	16	50	11.5	70.74	132.65	5.2	24.84	碳钢
ESM 2×16×55×14.5		16	55	14.5	80.21	132.65	4.28	24.84	
ESM 2×16×60×16.5		16	60	16.5	89.68	132.65	3.63	24.84	
ESM 2×16×65×19.5		16	65	19.5	99.15	132.65	3.16	24.84	
ESS 2×16×50×11.5	2	16	50	11.5	70.72	114.56	4.33	24.84	不锈钢
ESS 2×16×55×14.5		16	55	14.5	80.18	114.56	3.56	24.84	
ESS 2×16×60×16.5		16	60	16.5	89.64	114.56	3.03	24.84	
ESS 2×16×65×19.5		16	65	19.5	99.11	114.56	2.63	24.84	
ESM 1.2×17×45×11.5	1.2	17	45	11.5	98.03	26.99	0.46	2.49	碳钢
ESM 1.2×17×50×15.5		17	50	15.5	121.8	26.99	0.34	2.49	
ESM 1.2×17×55×20.5		17	55	20.5	145.57	26.99	0.27	2.49	
ESM 1.2×17×60×24.5		17	60	24.5	169.37	26.99	0.22	2.49	
ESS 1.2×17×45×11.5	1.2	17	45	11.5	99.18	23.35	0.39	2.49	不锈钢
ESS 1.2×17×50×15.5		17	50	15.5	123.37	23.35	0.28	2.49	
ESS 1.2×17×55×20.5		17	55	20.5	147.54	23.35	0.23	2.49	
ESS 1.2×17×60×24.5		17	60	24.5	171.72	23.35	0.19	2.49	

标准件都为英式钩

M: 碳钢

S: 不锈钢

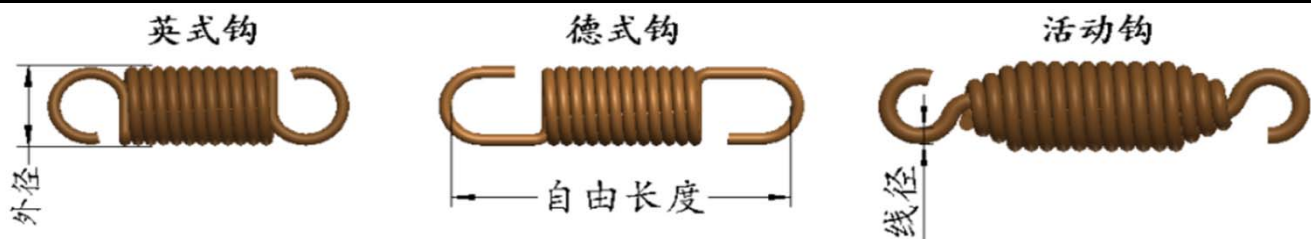


型号	线径 (mm)	外径 (mm)	自由长度 (mm)	总圈数	极限拉伸长度 (mm)	极限载荷 (N)	刚度 (N/mm)	初拉力 (N)	材料
ESM 1.3×17×45×11.5	1.3	17	45	11.5	89.55	34.3	0.69	3.57	碳钢
ESM 1.3×17×50×14.5		17	50	14.5	110.04	34.3	0.51	3.57	
ESM 1.3×17×55×18.5		17	55	18.5	130.53	34.3	0.41	3.57	
ESM 1.3×17×60×22.5		17	60	22.5	151.01	34.3	0.34	3.57	
ESS 1.3×17×45×11.5	1.3	17	45	11.5	90.36	29.65	0.57	3.57	不锈钢
ESS 1.3×17×50×14.5		17	50	14.5	111.13	29.65	0.43	3.57	
ESS 1.3×17×55×18.5		17	55	18.5	131.9	29.65	0.34	3.57	
ESS 1.3×17×60×22.5		17	60	22.5	152.67	29.65	0.28	3.57	
ESM 1.4×17×45×10.5	1.4	17	45	10.5	82.86	42.83	1	4.95	碳钢
ESM 1.4×17×50×14.5		17	50	14.5	100.79	42.83	0.75	4.95	
ESM 1.4×17×55×17.5		17	55	17.5	118.72	42.83	0.59	4.95	
ESM 1.4×17×60×21.5		17	60	21.5	136.66	42.83	0.49	4.95	
ESS 1.4×17×45×10.5	1.4	17	45	10.5	83.41	36.98	0.83	4.95	不锈钢
ESS 1.4×17×50×14.5		17	50	14.5	101.53	36.98	0.62	4.95	
ESS 1.4×17×55×17.5		17	55	17.5	119.66	36.98	0.5	4.95	
ESS 1.4×17×60×21.5		17	60	21.5	137.76	36.98	0.41	4.95	
ESM 1.5×17×50×13.5	1.5	17	50	13.5	93.24	52.49	1.06	6.67	碳钢
ESM 1.5×17×55×16.5		17	55	16.5	109.11	52.49	0.85	6.67	
ESM 1.5×17×60×19.5		17	60	19.5	124.98	52.49	0.71	6.67	
ESM 1.5×17×65×23.5		17	65	23.5	140.84	52.49	0.6	6.67	
ESS 1.5×17×50×13.5	1.5	17	50	13.5	93.89	45.42	0.88	6.67	不锈钢
ESS 1.5×17×55×16.5		17	55	16.5	109.91	45.42	0.71	6.67	
ESS 1.5×17×60×19.5		17	60	19.5	125.94	45.42	0.59	6.67	
ESS 1.5×17×65×23.5		17	65	23.5	141.97	45.42	0.5	6.67	
ESM 1.6×17×50×12.5	1.6	17	50	12.5	87.29	63.69	1.47	8.78	碳钢
ESM 1.6×17×55×15.5		17	55	15.5	101.54	63.69	1.18	8.78	
ESM 1.6×17×60×18.5		17	60	18.5	115.78	63.69	0.98	8.78	
ESM 1.6×17×65×21.5		17	65	21.5	130.03	63.69	0.84	8.78	

标准件都为英式钩

M: 碳钢

S: 不锈钢

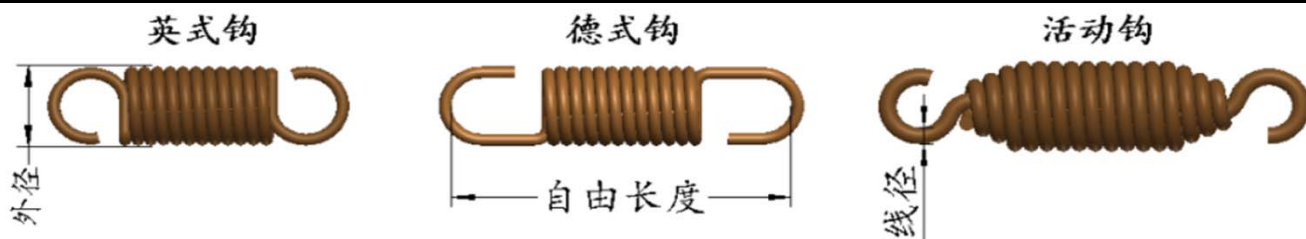


型号	线径 (mm)	外径 (mm)	自由长度 (mm)	总圈数	极限拉伸长度 (mm)	极限载荷 (N)	刚度 (N/mm)	初拉力 (N)	材料
ESS 1.6×17×50×12.5	1.6	17	50	12.5	87.71	55.05	1.23	8.78	不锈钢
ESS 1.6×17×55×15.5		17	55	15.5	102.06	55.05	0.98	8.78	
ESS 1.6×17×60×18.5		17	60	18.5	116.41	55.05	0.82	8.78	
ESS 1.6×17×65×21.5		17	65	21.5	130.77	55.05	0.7	8.78	
ESM 1.7×17×55×14.5	1.7	17	55	14.5	95.34	76.37	1.61	11.31	碳钢
ESM 1.7×17×60×17.5		17	60	17.5	108.27	76.37	1.35	11.31	
ESM 1.7×17×65×20.5		17	65	20.5	121.21	76.37	1.16	11.31	
ESM 1.7×17×70×23.5		17	70	23.5	134.14	76.37	1.01	11.31	
ESS 1.7×17×55×14.5	1.7	17	55	14.5	95.65	65.94	1.34	11.31	不锈钢
ESS 1.7×17×60×17.5		17	60	17.5	108.65	65.94	1.12	11.31	
ESS 1.7×17×65×20.5		17	65	20.5	121.64	65.94	0.96	11.31	
ESS 1.7×17×70×23.5		17	70	23.5	134.63	65.94	0.85	11.31	
ESM 1.8×17×55×14.5	1.8	17	55	14.5	90.22	90.63	2.17	14.33	碳钢
ESM 1.8×17×60×17.5		17	60	17.5	102.07	90.63	1.81	14.33	
ESM 1.8×17×65×19.5		17	65	19.5	113.93	90.63	1.56	14.33	
ESM 1.8×17×70×22.5		17	70	22.5	125.78	90.63	1.37	14.33	
ESS 1.8×17×55×14.5	1.8	17	55	14.5	90.36	78.17	1.81	14.33	不锈钢
ESS 1.8×17×60×17.5		17	60	17.5	102.24	78.17	1.51	14.33	
ESS 1.8×17×65×19.5		17	65	19.5	114.13	78.17	1.3	14.33	
ESS 1.8×17×70×22.5		17	70	22.5	126.01	78.17	1.14	14.33	
ESM 1.9×17×55×13.5	1.9	17	55	13.5	85.8	106.18	2.87	17.87	碳钢
ESM 1.9×17×60×16.5		17	60	16.5	96.74	106.18	2.4	17.87	
ESM 1.9×17×65×18.5		17	65	18.5	107.68	106.18	2.07	17.87	
ESM 1.9×17×70×21.5		17	70	21.5	118.62	106.18	1.82	17.87	
ESS 1.9×17×55×13.5	1.9	17	55	13.5	85.95	91.81	2.39	17.87	不锈钢
ESS 1.9×17×60×16.5		17	60	16.5	96.91	91.81	2	17.87	
ESS 1.9×17×65×18.5		17	65	18.5	107.88	91.81	1.72	17.87	
ESS 1.9×17×70×21.5		17	70	21.5	118.84	91.81	1.51	17.87	

标准件都为英式钩

M: 碳钢

S: 不锈钢

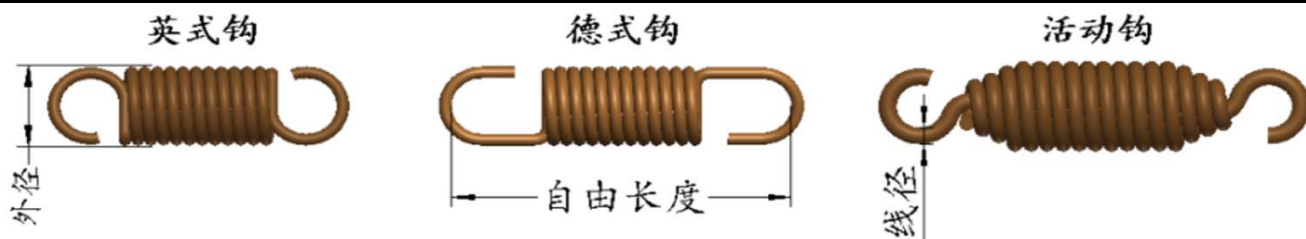


型号	线径 (mm)	外径 (mm)	自由长度 (mm)	总圈数	极限拉伸长度 (mm)	极限载荷 (N)	刚度 (N/mm)	初拉力 (N)	材料
ESM 2×17×55×13.5	2	17	55	13.5	82.21	123.81	3.74	21.99	碳钢
ESM 2×17×60×15.5		17	60	15.5	92.4	123.81	3.14	21.99	
ESM 2×17×65×18.5		17	65	18.5	102.59	123.81	2.71	21.99	
ESM 2×17×70×20.5		17	70	20.5	112.78	123.81	2.38	21.99	
ESS 2×17×55×13.5	2	17	55	13.5	82.24	106.93	3.12	21.99	不锈钢
ESS 2×17×60×15.5		17	60	15.5	92.43	106.93	2.62	21.99	
ESS 2×17×65×18.5		17	65	18.5	102.63	106.93	2.26	21.99	
ESS 2×17×70×20.5		17	70	20.5	112.83	106.93	1.98	21.99	
ESM 2.1×17×55×12.5	2.1	17	55	12.5	79.15	143.28	4.82	26.75	碳钢
ESM 2.1×17×60×14.5		17	60	14.5	88.72	143.28	4.06	26.75	
ESM 2.1×17×65×17.5		17	65	17.5	98.28	143.28	3.5	26.75	
ESM 2.1×17×70×19.5		17	70	19.5	107.84	143.28	3.08	26.75	
ESS 2.1×17×55×12.5	2.1	17	55	12.5	79.09	123.6	4.02	26.75	不锈钢
ESS 2.1×17×60×14.5		17	60	14.5	88.64	123.6	3.38	26.75	
ESS 2.1×17×65×17.5		17	65	17.5	98.19	123.6	2.92	26.75	
ESS 2.1×17×70×19.5		17	70	19.5	107.74	123.6	2.57	26.75	
ESM 1.2×18×50×14.5	1.2	18	50	14.5	123.3	25.38	0.32	2.14	碳钢
ESM 1.2×18×55×18.5		18	55	18.5	149.73	25.38	0.25	2.14	
ESM 1.2×18×60×22.5		18	60	22.5	176.12	25.38	0.2	2.14	
ESM 1.2×18×65×26.5		18	65	26.5	202.57	25.38	0.17	2.14	
ESS 1.2×18×50×14.5	1.2	18	50	14.5	125.02	21.96	0.26	2.14	不锈钢
ESS 1.2×18×55×18.5		18	55	18.5	151.93	21.96	0.2	2.14	
ESS 1.2×18×60×22.5		18	60	22.5	178.86	21.96	0.17	2.14	
ESS 1.2×18×65×26.5		18	65	26.5	205.72	21.96	0.14	2.14	
ESM 1.3×18×50×13.5	1.3	18	50	13.5	111.47	32.25	0.47	3.1	碳钢
ESM 1.3×18×55×17.5		18	55	17.5	134.16	32.25	0.37	3.1	
ESM 1.3×18×60×21.5		18	60	21.5	156.82	32.25	0.3	3.1	
ESM 1.3×18×65×24.5		18	65	24.5	179.51	32.25	0.25	3.1	

标准件都为英式钩

M: 碳钢

S: 不锈钢

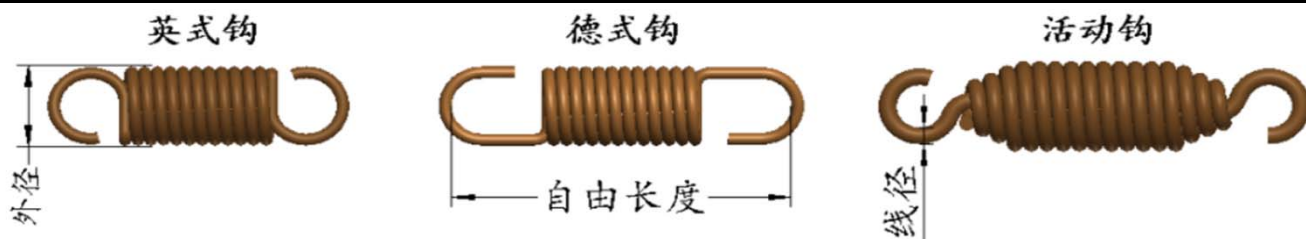


型号	线径 (mm)	外径 (mm)	自由长度 (mm)	总圈数	极限拉伸长度 (mm)	极限载荷 (N)	刚度 (N/mm)	初拉力 (N)	材料
ESS 1.3×18×50×13.5	1.3	18	50	13.5	112.67	27.87	0.4	3.1	不锈钢
ESS 1.3×18×55×17.5		18	55	17.5	135.7	27.87	0.31	3.1	
ESS 1.3×18×60×21.5		18	60	21.5	158.75	27.87	0.25	3.1	
ESS 1.3×18×65×24.5		18	65	24.5	181.75	27.87	0.21	3.1	
ESM 1.4×18×50×12.5	1.4	18	50	12.5	102.14	40.25	0.69	4.31	碳钢
ESM 1.4×18×55×16.5		18	55	16.5	121.92	40.25	0.54	4.31	
ESM 1.4×18×60×19.5		18	60	19.5	141.69	40.25	0.44	4.31	
ESM 1.4×18×65×23.5		18	65	23.5	161.48	40.25	0.37	4.31	
ESS 1.4×18×50×12.5	1.4	18	50	12.5	102.99	34.75	0.57	4.31	不锈钢
ESS 1.4×18×55×16.5		18	55	16.5	123.01	34.75	0.45	4.31	
ESS 1.4×18×60×19.5		18	60	19.5	143.02	34.75	0.37	4.31	
ESS 1.4×18×65×23.5		18	65	23.5	163.06	34.75	0.31	4.31	
ESM 1.5×18×50×11.5	1.5	18	50	11.5	94.51	49.31	0.98	5.84	碳钢
ESM 1.5×18×55×15.5		18	55	15.5	111.95	49.31	0.76	5.84	
ESM 1.5×18×60×18.5		18	60	18.5	129.38	49.31	0.63	5.84	
ESM 1.5×18×65×21.5		18	65	21.5	146.82	49.31	0.53	5.84	
ESS 1.5×18×50×11.5	1.5	18	50	11.5	95.25	42.67	0.81	5.84	不锈钢
ESS 1.5×18×55×15.5		18	55	15.5	112.9	42.67	0.64	5.84	
ESS 1.5×18×60×18.5		18	60	18.5	130.54	42.67	0.52	5.84	
ESS 1.5×18×65×21.5		18	65	21.5	148.17	42.67	0.44	5.84	
ESM 1.6×18×50×11.5	1.6	18	50	11.5	88.48	59.8	1.35	7.72	碳钢
ESM 1.6×18×55×14.5		18	55	14.5	104.07	59.8	1.06	7.72	
ESM 1.6×18×60×17.5		18	60	17.5	119.67	59.8	0.87	7.72	
ESM 1.6×18×65×20.5		18	65	20.5	135.26	59.8	0.74	7.72	
ESS 1.6×18×50×11.5	1.6	18	50	11.5	88.99	51.69	1.13	7.72	不锈钢
ESS 1.6×18×55×14.5		18	55	14.5	104.72	51.69	0.88	7.72	
ESS 1.6×18×60×17.5		18	60	17.5	120.46	51.69	0.73	7.72	
ESS 1.6×18×65×20.5		18	65	20.5	136.18	51.69	0.62	7.72	

标准件都为英式钩

M: 碳钢

S: 不锈钢

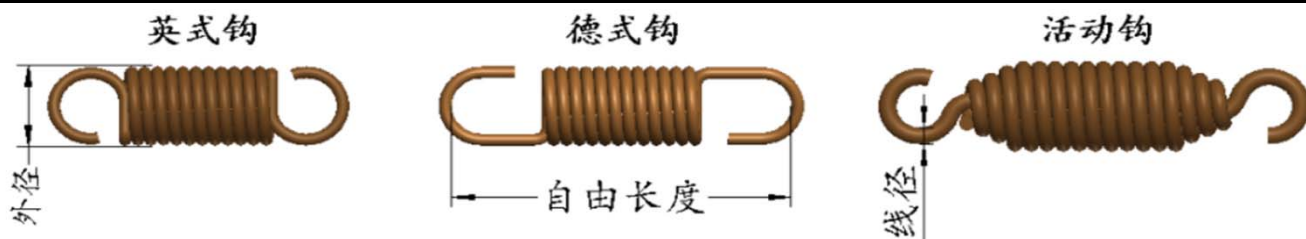


型号	线径 (mm)	外径 (mm)	自由长度 (mm)	总圈数	极限拉伸长度 (mm)	极限载荷 (N)	刚度 (N/mm)	初拉力 (N)	材料
ESM 1.7×18×50×10.5	1.7	18	50	10.5	83.52	71.68	1.84	9.98	碳钢
ESM 1.7×18×55×13.5		18	55	13.5	97.62	71.68	1.45	9.98	
ESM 1.7×18×60×16.5		18	60	16.5	111.72	71.68	1.19	9.98	
ESM 1.7×18×65×19.5		18	65	19.5	125.82	71.68	1.01	9.98	
ESS 1.7×18×50×10.5	1.7	18	50	10.5	83.85	61.9	1.53	9.98	不锈钢
ESS 1.7×18×55×13.5		18	55	13.5	98.04	61.9	1.21	9.98	
ESS 1.7×18×60×16.5		18	60	16.5	112.22	61.9	0.99	9.98	
ESS 1.7×18×65×19.5		18	65	19.5	126.41	61.9	0.85	9.98	
ESM 1.8×18×50×10.5	1.8	18	50	10.5	79.41	85.03	2.46	12.68	碳钢
ESM 1.8×18×55×13.5		18	55	13.5	92.28	85.03	1.94	12.68	
ESM 1.8×18×60×15.5		18	60	15.5	105.15	85.03	1.6	12.68	
ESM 1.8×18×65×18.5		18	65	18.5	118.02	85.03	1.36	12.68	
ESS 1.8×18×50×10.5	1.8	18	50	10.5	79.59	73.34	2.05	12.68	不锈钢
ESS 1.8×18×55×13.5		18	55	13.5	92.51	73.34	1.62	12.68	
ESS 1.8×18×60×15.5		18	60	15.5	105.42	73.34	1.34	12.68	
ESS 1.8×18×65×18.5		18	65	18.5	118.35	73.34	1.14	12.68	
ESM 1.9×18×55×12.5	1.9	18	55	12.5	87.67	99.59	2.56	15.86	碳钢
ESM 1.9×18×60×15.5		18	60	15.5	99.49	99.59	2.12	15.86	
ESM 1.9×18×65×17.5		18	65	17.5	111.32	99.59	1.81	15.86	
ESM 1.9×18×70×20.5		18	70	20.5	123.14	99.59	1.58	15.86	
ESS 1.9×18×55×12.5	1.9	18	55	12.5	87.89	86.1	2.14	15.86	不锈钢
ESS 1.9×18×60×15.5		18	60	15.5	99.76	86.1	1.77	15.86	
ESS 1.9×18×65×17.5		18	65	17.5	111.63	86.1	1.51	15.86	
ESS 1.9×18×70×20.5		18	70	20.5	123.5	86.1	1.31	15.86	
ESM 2×18×55×12.5	2	18	55	12.5	83.91	116.07	3.34	19.57	碳钢
ESM 2×18×60×14.5		18	60	14.5	94.88	116.07	2.77	19.57	
ESM 2×18×65×17.5		18	65	17.5	105.85	116.07	2.36	19.57	
ESM 2×18×70×19.5		18	70	19.5	116.83	116.07	2.06	19.57	

标准件都为英式钩

M: 碳钢

S: 不锈钢

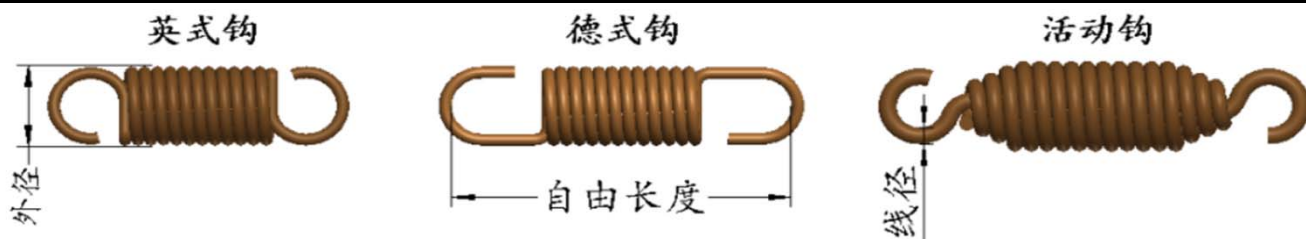


型号	线径 (mm)	外径 (mm)	自由长度 (mm)	总圈数	极限拉伸长度 (mm)	极限载荷 (N)	刚度 (N/mm)	初拉力 (N)	材料
ESS 2×18×55×12.5	2	18	55	12.5	84	100.24	2.78	19.57	不锈钢
ESS 2×18×60×14.5		18	60	14.5	94.99	100.24	2.31	19.57	
ESS 2×18×65×17.5		18	65	17.5	105.98	100.24	1.97	19.57	
ESS 2×18×70×19.5		18	70	19.5	116.98	100.24	1.72	19.57	
ESM 2.1×18×55×11.5	2.1	18	55	11.5	80.71	134.27	4.3	23.84	碳钢
ESM 2.1×18×60×14.5		18	60	14.5	90.96	134.27	3.57	23.84	
ESM 2.1×18×65×16.5		18	65	16.5	101.22	134.27	3.05	23.84	
ESM 2.1×18×70×18.5		18	70	18.5	111.47	134.27	2.66	23.84	
ESS 2.1×18×55×11.5	2.1	18	55	11.5	80.7	115.83	3.58	23.84	不锈钢
ESS 2.1×18×60×14.5		18	60	14.5	90.95	115.83	2.97	23.84	
ESS 2.1×18×65×16.5		18	65	16.5	101.21	115.83	2.54	23.84	
ESS 2.1×18×70×18.5		18	70	18.5	111.46	115.83	2.22	23.84	
ESM 2.2×18×55×11.5	2.2	18	55	11.5	77.87	153.71	5.47	28.74	碳钢
ESM 2.2×18×60×13.5		18	60	13.5	87.49	153.71	4.55	28.74	
ESM 2.2×18×65×15.5		18	65	15.5	97.12	153.71	3.89	28.74	
ESM 2.2×18×70×18.5		18	70	18.5	106.74	153.71	3.4	28.74	
ESS 2.2×18×55×11.5	2.2	18	55	11.5	77.87	132.92	4.55	28.74	不锈钢
ESS 2.2×18×60×13.5		18	60	13.5	87.5	132.92	3.79	28.74	
ESS 2.2×18×65×15.5		18	65	15.5	97.13	132.92	3.24	28.74	
ESS 2.2×18×70×18.5		18	70	18.5	106.76	132.92	2.83	28.74	
ESM 1.3×19×55×15.5	1.3	19	55	15.5	136.64	30.43	0.34	2.69	碳钢
ESM 1.3×19×60×19.5		19	60	19.5	161.66	30.43	0.27	2.69	
ESM 1.3×19×65×23.5		19	65	23.5	186.69	30.43	0.23	2.69	
ESM 1.3×19×70×27.5		19	70	27.5	211.71	30.43	0.2	2.69	
ESS 1.3×19×55×15.5	1.3	19	55	15.5	138.37	26.3	0.28	2.69	不锈钢
ESS 1.3×19×60×19.5		19	60	19.5	163.84	26.3	0.23	2.69	
ESS 1.3×19×65×23.5		19	65	23.5	189.29	26.3	0.19	2.69	
ESS 1.3×19×70×27.5		19	70	27.5	214.71	26.3	0.16	2.69	

标准件都为英式钩

M: 碳钢

S: 不锈钢

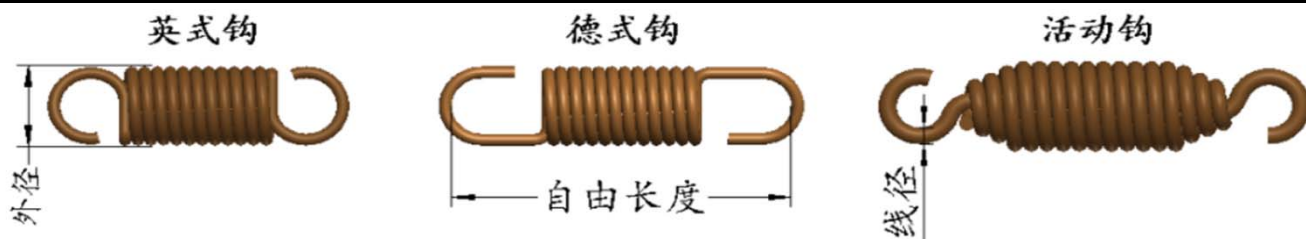


型号	线径 (mm)	外径 (mm)	自由长度 (mm)	总圈数	极限拉伸长度 (mm)	极限载荷 (N)	刚度 (N/mm)	初拉力 (N)	材料
ESM 1.4×19×55×14.5	1.4	19	55	14.5	124.18	37.96	0.49	3.78	碳钢
ESM 1.4×19×60×18.5		19	60	18.5	145.92	37.96	0.4	3.78	
ESM 1.4×19×65×21.5		19	65	21.5	167.7	37.96	0.33	3.78	
ESM 1.4×19×70×25.5		19	70	25.5	189.46	37.96	0.29	3.78	
ESS 1.4×19×55×14.5	1.4	19	55	14.5	125.41	32.78	0.41	3.78	不锈钢
ESS 1.4×19×60×18.5		19	60	18.5	147.48	32.78	0.33	3.78	
ESS 1.4×19×65×21.5		19	65	21.5	169.55	32.78	0.28	3.78	
ESS 1.4×19×70×25.5		19	70	25.5	191.6	32.78	0.24	3.78	
ESM 1.5×19×55×13.5	1.5	19	55	13.5	114	46.49	0.7	5.14	碳钢
ESM 1.5×19×60×17.5		19	60	17.5	133.11	46.49	0.57	5.14	
ESM 1.5×19×65×20.5		19	65	20.5	152.21	46.49	0.47	5.14	
ESM 1.5×19×70×23.5		19	70	23.5	171.34	46.49	0.41	5.14	
ESS 1.5×19×55×13.5	1.5	19	55	13.5	115.07	40.23	0.58	5.14	不锈钢
ESS 1.5×19×60×17.5		19	60	17.5	134.45	40.23	0.47	5.14	
ESS 1.5×19×65×20.5		19	65	20.5	153.83	40.23	0.4	5.14	
ESS 1.5×19×70×23.5		19	70	23.5	173.19	40.23	0.34	5.14	
ESM 1.6×19×55×13.5	1.6	19	55	13.5	105.95	56.37	0.97	6.81	碳钢
ESM 1.6×19×60×16.5		19	60	16.5	122.98	56.37	0.79	6.81	
ESM 1.6×19×65×19.5		19	65	19.5	140.03	56.37	0.66	6.81	
ESM 1.6×19×70×22.5		19	70	22.5	157.06	56.37	0.57	6.81	
ESS 1.6×19×55×13.5	1.6	19	55	13.5	106.71	48.72	0.81	6.81	不锈钢
ESS 1.6×19×60×16.5		19	60	16.5	123.92	48.72	0.66	6.81	
ESS 1.6×19×65×19.5		19	65	19.5	141.15	48.72	0.55	6.81	
ESS 1.6×19×70×22.5		19	70	22.5	158.37	48.72	0.47	6.81	
ESM 1.7×19×55×12.5	1.7	19	55	12.5	99.34	67.54	1.32	8.84	碳钢
ESM 1.7×19×60×15.5		19	60	15.5	114.69	67.54	1.07	8.84	
ESM 1.7×19×65×18.5		19	65	18.5	130.04	67.54	0.9	8.84	
ESM 1.7×19×70×21.5		19	70	21.5	145.39	67.54	0.78	8.84	

标准件都为英式钩

M: 碳钢

S: 不锈钢

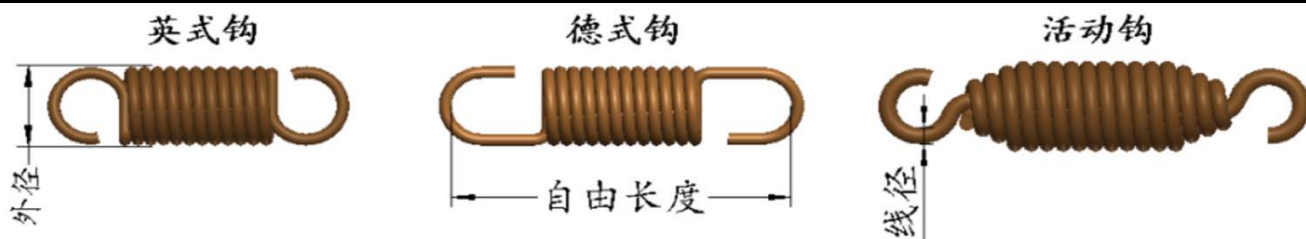


型号	线径 (mm)	外径 (mm)	自由长度 (mm)	总圈数	极限拉伸长度 (mm)	极限载荷 (N)	刚度 (N/mm)	初拉力 (N)	材料
ESS 1.7×19×55×12.5	1.7	19	55	12.5	99.85	58.32	1.1	8.84	不锈钢
ESS 1.7×19×60×15.5		19	60	15.5	115.32	58.32	0.89	8.84	
ESS 1.7×19×65×18.5		19	65	18.5	130.78	58.32	0.75	8.84	
ESS 1.7×19×70×21.5		19	70	21.5	146.26	58.32	0.65	8.84	
ESM 1.8×19×55×12.5	1.8	19	55	12.5	93.86	80.09	1.77	11.27	碳钢
ESM 1.8×19×60×14.5		19	60	14.5	107.82	80.09	1.44	11.27	
ESM 1.8×19×65×17.5		19	65	17.5	121.78	80.09	1.21	11.27	
ESM 1.8×19×70×20.5		19	70	20.5	135.74	80.09	1.05	11.27	
ESS 1.8×19×55×12.5	1.8	19	55	12.5	94.17	69.08	1.48	11.27	不锈钢
ESS 1.8×19×60×14.5		19	60	14.5	108.2	69.08	1.2	11.27	
ESS 1.8×19×65×17.5		19	65	17.5	122.23	69.08	1.01	11.27	
ESS 1.8×19×70×20.5		19	70	20.5	136.27	69.08	0.87	11.27	
ESM 1.9×19×55×11.5	1.9	19	55	11.5	89.12	93.77	2.33	14.13	碳钢
ESM 1.9×19×60×14.5		19	60	14.5	101.9	93.77	1.9	14.13	
ESM 1.9×19×65×16.5		19	65	16.5	114.67	93.77	1.6	14.13	
ESM 1.9×19×70×19.5		19	70	19.5	127.45	93.77	1.39	14.13	
ESS 1.9×19×55×11.5	1.9	19	55	11.5	89.42	81.07	1.94	14.13	不锈钢
ESS 1.9×19×60×14.5		19	60	14.5	102.26	81.07	1.58	14.13	
ESS 1.9×19×65×16.5		19	65	16.5	115.1	81.07	1.34	14.13	
ESS 1.9×19×70×19.5		19	70	19.5	127.94	81.07	1.16	14.13	
ESM 2×19×55×11.5	2	19	55	11.5	85.25	109.24	3.03	17.47	碳钢
ESM 2×19×60×13.5		19	60	13.5	97.06	109.24	2.48	17.47	
ESM 2×19×65×16.5		19	65	16.5	108.87	109.24	2.09	17.47	
ESM 2×19×70×18.5		19	70	18.5	120.69	109.24	1.81	17.47	
ESS 2×19×55×11.5	2	19	55	11.5	85.41	94.35	2.53	17.47	不锈钢
ESS 2×19×60×13.5		19	60	13.5	97.25	94.35	2.06	17.47	
ESS 2×19×65×16.5		19	65	16.5	109.1	94.35	1.74	17.47	
ESS 2×19×70×18.5		19	70	18.5	120.95	94.35	1.51	17.47	

标准件都为英式钩

M: 碳钢

S: 不锈钢

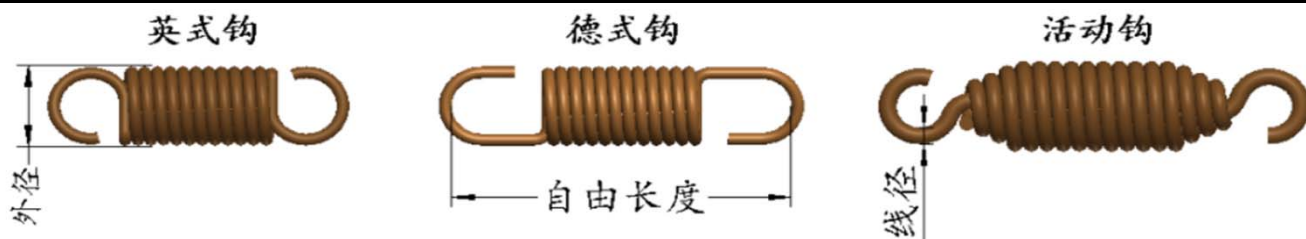


型号	线径 (mm)	外径 (mm)	自由长度 (mm)	总圈数	极限拉伸长度 (mm)	极限载荷 (N)	刚度 (N/mm)	初拉力 (N)	材料
ESM 2.1×19×55×10.5	2.1	19	55	10.5	81.95	126.32	3.9	21.34	碳钢
ESM 2.1×19×60×13.5		19	60	13.5	92.95	126.32	3.19	21.34	
ESM 2.1×19×65×15.5		19	65	15.5	103.95	126.32	2.7	21.34	
ESM 2.1×19×70×17.5		19	70	17.5	114.95	126.32	2.34	21.34	
ESS 2.1×19×55×10.5	2.1	19	55	10.5	82	108.97	3.25	21.34	不锈钢
ESS 2.1×19×60×13.5		19	60	13.5	93.01	108.97	2.66	21.34	
ESS 2.1×19×65×15.5		19	65	15.5	104.02	108.97	2.25	21.34	
ESS 2.1×19×70×17.5		19	70	17.5	115.03	108.97	1.95	21.34	
ESM 2.2×19×55×10.5	2.2	19	55	10.5	79.01	144.56	4.95	25.77	碳钢
ESM 2.2×19×60×12.5		19	60	12.5	89.3	144.56	4.05	25.77	
ESM 2.2×19×65×14.5		19	65	14.5	99.58	144.56	3.43	25.77	
ESM 2.2×19×70×17.5		19	70	17.5	109.87	144.56	2.98	25.77	
ESS 2.2×19×55×10.5	2.2	19	55	10.5	79.08	125.01	4.12	25.77	不锈钢
ESS 2.2×19×60×12.5		19	60	12.5	89.37	125.01	3.38	25.77	
ESS 2.2×19×65×14.5		19	65	14.5	99.67	125.01	2.86	25.77	
ESS 2.2×19×70×17.5		19	70	17.5	109.97	125.01	2.48	25.77	
ESM 2.3×19×55×9.5	2.3	19	55	9.5	76.58	164.99	6.22	30.81	碳钢
ESM 2.3×19×60×12.5		19	60	12.5	86.27	164.99	5.11	30.81	
ESM 2.3×19×65×14.5		19	65	14.5	95.97	164.99	4.33	30.81	
ESM 2.3×19×70×16.5		19	70	16.5	105.66	164.99	3.76	30.81	
ESS 2.3×19×55×9.5	2.3	19	55	9.5	76.56	142.52	5.18	30.81	不锈钢
ESS 2.3×19×60×12.5		19	60	12.5	86.25	142.52	4.26	30.81	
ESS 2.3×19×65×14.5		19	65	14.5	95.94	142.52	3.61	30.81	
ESS 2.3×19×70×16.5		19	70	16.5	105.63	142.52	3.14	30.81	
ESM 1.3×20×55×14.5	1.3	20	55	14.5	137.8	28.8	0.32	2.35	碳钢
ESM 1.3×20×60×17.5		20	60	17.5	165.33	28.8	0.25	2.35	
ESM 1.3×20×65×21.5		20	65	21.5	192.83	28.8	0.21	2.35	
ESM 1.3×20×70×25.5		20	70	25.5	220.35	28.8	0.18	2.35	

标准件都为英式钩

M: 碳钢

S: 不锈钢

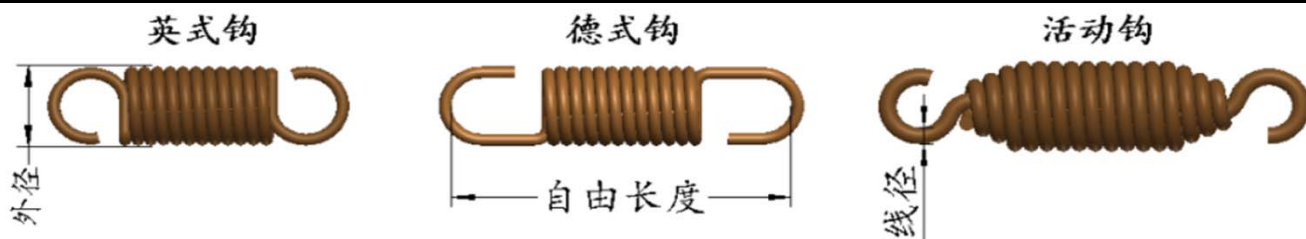


型号	线径 (mm)	外径 (mm)	自由长度 (mm)	总圈数	极限拉伸长度 (mm)	极限载荷 (N)	刚度 (N/mm)	初拉力 (N)	材料
ESS 1.3×20×55×14.5	1.3	20	55	14.5	139.66	24.89	0.27	2.35	不锈钢
ESS 1.3×20×60×17.5		20	60	17.5	167.68	24.89	0.21	2.35	
ESS 1.3×20×65×21.5		20	65	21.5	195.73	24.89	0.17	2.35	
ESS 1.3×20×70×25.5		20	70	25.5	223.73	24.89	0.15	2.35	
ESM 1.4×20×55×13.5	1.4	20	55	13.5	125.32	35.92	0.46	3.31	碳钢
ESM 1.4×20×60×16.5		20	60	16.5	149.19	35.92	0.37	3.31	
ESM 1.4×20×65×20.5		20	65	20.5	173.05	35.92	0.3	3.31	
ESM 1.4×20×70×24.5		20	70	24.5	196.93	35.92	0.26	3.31	
ESS 1.4×20×55×13.5	1.4	20	55	13.5	126.69	31.01	0.39	3.31	不锈钢
ESS 1.4×20×60×16.5		20	60	16.5	150.91	31.01	0.3	3.31	
ESS 1.4×20×65×20.5		20	65	20.5	175.14	31.01	0.25	3.31	
ESS 1.4×20×70×24.5		20	70	24.5	199.38	31.01	0.21	3.31	
ESM 1.4×20×55×13.5	1.4	20	55	13.5	125.32	35.92	0.46	3.31	碳钢
ESM 1.4×20×60×16.5		20	60	16.5	149.19	35.92	0.37	3.31	
ESM 1.4×20×65×20.5		20	65	20.5	173.05	35.92	0.3	3.31	
ESM 1.4×20×70×24.5		20	70	24.5	196.93	35.92	0.26	3.31	
ESS 1.4×20×55×13.5	1.4	20	55	13.5	126.69	31.01	0.39	3.31	不锈钢
ESS 1.4×20×60×16.5		20	60	16.5	150.91	31.01	0.3	3.31	
ESS 1.4×20×65×20.5		20	65	20.5	175.14	31.01	0.25	3.31	
ESS 1.4×20×70×24.5		20	70	24.5	199.38	31.01	0.21	3.31	
ESM 1.5×20×55×12.5	1.5	20	55	12.5	115.12	43.98	0.66	4.53	碳钢
ESM 1.5×20×60×15.5		20	60	15.5	136.03	43.98	0.52	4.53	
ESM 1.5×20×65×19.5		20	65	19.5	156.94	43.98	0.43	4.53	
ESM 1.5×20×70×22.5		20	70	22.5	177.85	43.98	0.37	4.53	
ESS 1.5×20×55×12.5	1.5	20	55	12.5	116.31	38.06	0.55	4.53	不锈钢
ESS 1.5×20×60×15.5		20	60	15.5	137.54	38.06	0.43	4.53	
ESS 1.5×20×65×19.5		20	65	19.5	158.75	38.06	0.36	4.53	
ESS 1.5×20×70×22.5		20	70	22.5	179.96	38.06	0.3	4.53	

标准件都为英式钩

M: 碳钢

S: 不锈钢

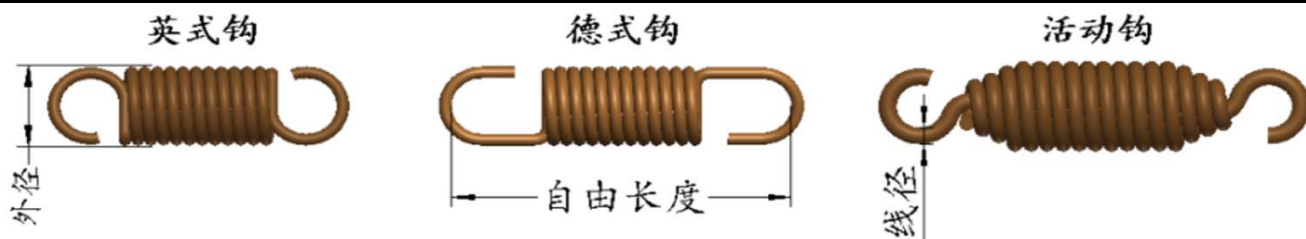


型号	线径 (mm)	外径 (mm)	自由长度 (mm)	总圈数	极限拉伸长度 (mm)	极限载荷 (N)	刚度 (N/mm)	初拉力 (N)	材料
ESM 1.6×20×60×15.5	1.6	20	60	15.5	125.62	53.3	0.72	6.03	碳钢
ESM 1.6×20×65×18.5		20	65	18.5	144.19	53.3	0.6	6.03	
ESM 1.6×20×70×21.5		20	70	21.5	162.78	53.3	0.51	6.03	
ESM 1.6×20×75×24.5		20	75	24.5	181.35	53.3	0.44	6.03	
ESS 1.6×20×60×15.5	1.6	20	60	15.5	126.69	46.08	0.6	6.03	不锈钢
ESS 1.6×20×65×18.5		20	65	18.5	145.51	46.08	0.5	6.03	
ESS 1.6×20×70×21.5		20	70	21.5	164.31	46.08	0.42	6.03	
ESS 1.6×20×75×24.5		20	75	24.5	183.11	46.08	0.37	6.03	
ESM 1.7×20×60×14.5	1.7	20	60	14.5	117.07	63.85	0.98	7.86	碳钢
ESM 1.7×20×65×17.5		20	65	17.5	133.76	63.85	0.81	7.86	
ESM 1.7×20×70×20.5		20	70	20.5	150.45	63.85	0.7	7.86	
ESM 1.7×20×75×23.5		20	75	23.5	167.13	63.85	0.61	7.86	
ESS 1.7×20×60×14.5	1.7	20	60	14.5	117.83	55.13	0.82	7.86	不锈钢
ESS 1.7×20×65×17.5		20	65	17.5	134.66	55.13	0.68	7.86	
ESS 1.7×20×70×20.5		20	70	20.5	151.51	55.13	0.58	7.86	
ESS 1.7×20×75×23.5		20	75	23.5	168.33	55.13	0.51	7.86	
ESM 1.8×20×60×13.5	1.8	20	60	13.5	109.99	75.69	1.31	10.05	碳钢
ESM 1.8×20×65×16.5		20	65	16.5	125.11	75.69	1.09	10.05	
ESM 1.8×20×70×19.5		20	70	19.5	140.23	75.69	0.93	10.05	
ESM 1.8×20×75×22.5		20	75	22.5	155.36	75.69	0.82	10.05	
ESS 1.8×20×60×13.5	1.8	20	60	13.5	110.47	65.28	1.09	10.05	不锈钢
ESS 1.8×20×65×16.5		20	65	16.5	125.7	65.28	0.91	10.05	
ESS 1.8×20×70×19.5		20	70	19.5	140.93	65.28	0.78	10.05	
ESS 1.8×20×75×22.5		20	75	22.5	156.15	65.28	0.68	10.05	
ESM 1.9×20×60×13.5	1.9	20	60	13.5	103.87	88.58	1.73	12.63	碳钢
ESM 1.9×20×65×15.5		20	65	15.5	117.66	88.58	1.44	12.63	
ESM 1.9×20×70×18.5		20	70	18.5	131.46	88.58	1.24	12.63	
ESM 1.9×20×75×21.5		20	75	21.5	145.25	88.58	1.08	12.63	

标准件都为英式钩

M: 碳钢

S: 不锈钢

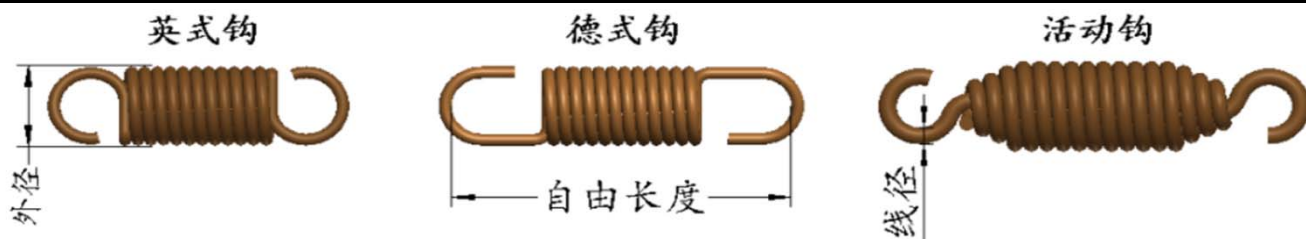


型号	线径 (mm)	外径 (mm)	自由长度 (mm)	总圈数	极限拉伸长度 (mm)	极限载荷 (N)	刚度 (N/mm)	初拉力 (N)	材料
ESS 1.9×20×60×13.5	1.9	20	60	13.5	104.33	76.59	1.44	12.63	不锈钢
ESS 1.9×20×65×15.5		20	65	15.5	118.22	76.59	1.2	12.63	
ESS 1.9×20×70×18.5		20	70	18.5	132.11	76.59	1.03	12.63	
ESS 1.9×20×75×21.5		20	75	21.5	145.99	76.59	0.9	12.63	
ESM 2×20×60×12.5	2	20	60	12.5	98.87	103.17	2.25	15.66	碳钢
ESM 2×20×65×15.5		20	65	15.5	111.58	103.17	1.88	15.66	
ESM 2×20×70×17.5		20	70	17.5	124.29	103.17	1.61	15.66	
ESM 2×20×75×20.5		20	75	20.5	137.01	103.17	1.41	15.66	
ESS 2×20×60×12.5	2	20	60	12.5	99.14	89.1	1.88	15.66	不锈钢
ESS 2×20×65×15.5		20	65	15.5	111.91	89.1	1.57	15.66	
ESS 2×20×70×17.5		20	70	17.5	124.68	89.1	1.34	15.66	
ESS 2×20×75×20.5		20	75	20.5	137.44	89.1	1.18	15.66	
ESM 2.1×20×60×12.5	2.1	20	60	12.5	94.61	119.26	2.89	19.16	碳钢
ESM 2.1×20×65×14.5		20	65	14.5	106.41	119.26	2.42	19.16	
ESM 2.1×20×70×16.5		20	70	16.5	118.21	119.26	2.08	19.16	
ESM 2.1×20×75×19.5		20	75	19.5	130	119.26	1.82	19.16	
ESS 2.1×20×60×12.5	2.1	20	60	12.5	94.74	102.89	2.41	19.16	不锈钢
ESS 2.1×20×65×14.5		20	65	14.5	106.56	102.89	2.01	19.16	
ESS 2.1×20×70×16.5		20	70	16.5	118.38	102.89	1.73	19.16	
ESS 2.1×20×75×19.5		20	75	19.5	130.21	102.89	1.52	19.16	
ESM 2.2×20×60×11.5	2.2	20	60	11.5	90.83	136.44	3.67	23.19	碳钢
ESM 2.2×20×65×13.5		20	65	13.5	101.82	136.44	3.08	23.19	
ESM 2.2×20×70×16.5		20	70	16.5	112.81	136.44	2.65	23.19	
ESM 2.2×20×75×18.5		20	75	18.5	123.81	136.44	2.32	23.19	
ESS 2.2×20×60×11.5	2.2	20	60	11.5	90.97	117.99	3.06	23.19	不锈钢
ESS 2.2×20×65×13.5		20	65	13.5	101.98	117.99	2.56	23.19	
ESS 2.2×20×70×16.5		20	70	16.5	113	117.99	2.2	23.19	
ESS 2.2×20×75×18.5		20	75	18.5	124.02	117.99	1.93	23.19	

标准件都为英式钩

M: 碳钢

S: 不锈钢

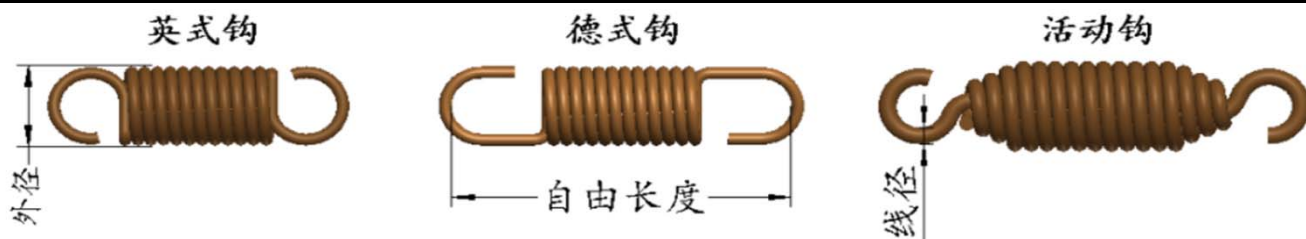


型号	线径 (mm)	外径 (mm)	自由长度 (mm)	总圈数	极限拉伸长度 (mm)	极限载荷 (N)	刚度 (N/mm)	初拉力 (N)	材料
ESM 2.3×20×60×11.5	2.3	20	60	11.5	87.68	155.67	4.62	27.77	碳钢
ESM 2.3×20×65×13.5		20	65	13.5	98.01	155.67	3.87	27.77	
ESM 2.3×20×70×15.5		20	70	15.5	108.34	155.67	3.34	27.77	
ESM 2.3×20×75×17.5		20	75	17.5	118.67	155.67	2.93	27.77	
ESS 2.3×20×60×11.5	2.3	20	60	11.5	87.71	134.47	3.85	27.77	不锈钢
ESS 2.3×20×65×13.5		20	65	13.5	98.05	134.47	3.23	27.77	
ESS 2.3×20×70×15.5		20	70	15.5	108.38	134.47	2.78	27.77	
ESS 2.3×20×75×17.5		20	75	17.5	118.71	134.47	2.44	27.77	
ESM 2.4×20×60×10.5	2.4	20	60	10.5	84.96	176.6	5.76	32.96	碳钢
ESM 2.4×20×65×13.5		20	65	13.5	94.71	176.6	4.83	32.96	
ESM 2.4×20×70×15.5		20	70	15.5	104.47	176.6	4.17	32.96	
ESM 2.4×20×75×17.5		20	75	17.5	114.22	176.6	3.66	32.96	
ESS 2.4×20×60×10.5	2.4	20	60	10.5	84.9	152.37	4.8	32.96	不锈钢
ESS 2.4×20×65×13.5		20	65	13.5	94.64	152.37	4.03	32.96	
ESS 2.4×20×70×15.5		20	70	15.5	104.38	152.37	3.47	32.96	
ESS 2.4×20×75×17.5		20	75	17.5	114.13	152.37	3.05	32.96	
ESM 1.4×21×60×15.5	1.4	21	60	15.5	151.33	34.09	0.34	2.92	碳钢
ESM 1.4×21×65×19.5		21	65	19.5	177.41	34.09	0.28	2.92	
ESM 1.4×21×70×22.5		21	70	22.5	203.56	34.09	0.23	2.92	
ESM 1.4×21×75×26.5		21	75	26.5	229.63	34.09	0.2	2.92	
ESS 1.4×21×60×15.5	1.4	21	60	15.5	153.23	29.43	0.28	2.92	不锈钢
ESS 1.4×21×65×19.5		21	65	19.5	179.78	29.43	0.23	2.92	
ESS 1.4×21×70×22.5		21	70	22.5	206.32	29.43	0.19	2.92	
ESS 1.4×21×75×26.5		21	75	26.5	232.82	29.43	0.17	2.92	
ESM 1.5×21×60×14.5	1.5	21	60	14.5	137.99	41.72	0.48	4.01	碳钢
ESM 1.5×21×65×17.5		21	65	17.5	160.8	41.72	0.39	4.01	
ESM 1.5×21×70×21.5		21	70	21.5	183.61	41.72	0.33	4.01	
ESM 1.5×21×75×24.5		21	75	24.5	206.42	41.72	0.29	4.01	

标准件都为英式钩

M: 碳钢

S: 不锈钢

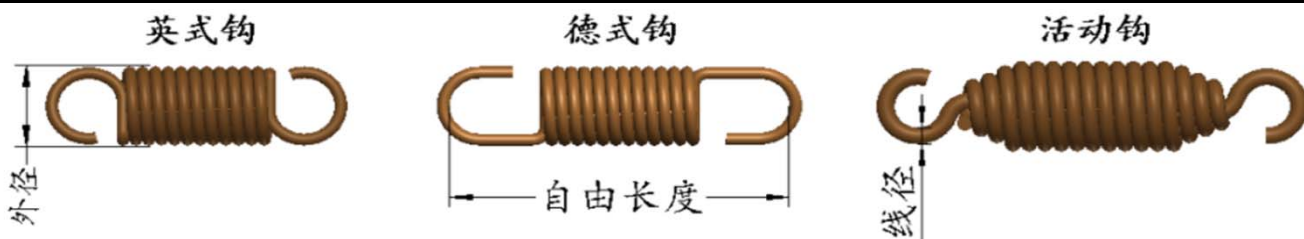


型号	线径 (mm)	外径 (mm)	自由长度 (mm)	总圈数	极限拉伸长度 (mm)	极限载荷 (N)	刚度 (N/mm)	初拉力 (N)	材料
ESS 1.5×21×60×14.5	1.5	21	60	14.5	139.65	36.1	0.4	4.01	不锈钢
ESS 1.5×21×65×17.5		21	65	17.5	162.83	36.1	0.33	4.01	
ESS 1.5×21×70×21.5		21	70	21.5	186.05	36.1	0.28	4.01	
ESS 1.5×21×75×24.5		21	75	24.5	209.19	36.1	0.24	4.01	
ESM 1.6×21×60×13.5	1.6	21	60	13.5	127.45	50.56	0.67	5.36	碳钢
ESM 1.6×21×65×16.5		21	65	16.5	147.66	50.56	0.55	5.36	
ESM 1.6×21×70×20.5		21	70	20.5	167.87	50.56	0.46	5.36	
ESM 1.6×21×75×23.5		21	75	23.5	188.11	50.56	0.4	5.36	
ESS 1.6×21×60×13.5	1.6	21	60	13.5	128.65	43.7	0.56	5.36	不锈钢
ESS 1.6×21×65×16.5		21	65	16.5	149.16	43.7	0.46	5.36	
ESS 1.6×21×70×20.5		21	70	20.5	169.64	43.7	0.38	5.36	
ESS 1.6×21×75×23.5		21	75	23.5	190.14	43.7	0.33	5.36	
ESM 1.7×21×60×13.5	1.7	21	60	13.5	118.77	60.54	0.91	7.01	碳钢
ESM 1.7×21×65×16.5		21	65	16.5	136.88	60.54	0.74	7.01	
ESM 1.7×21×70×19.5		21	70	19.5	154.99	60.54	0.63	7.01	
ESM 1.7×21×75×22.5		21	75	22.5	173.09	60.54	0.55	7.01	
ESS 1.7×21×60×13.5	1.7	21	60	13.5	119.64	52.28	0.76	7.01	不锈钢
ESS 1.7×21×65×16.5		21	65	16.5	137.93	52.28	0.62	7.01	
ESS 1.7×21×70×19.5		21	70	19.5	156.23	52.28	0.53	7.01	
ESS 1.7×21×75×22.5		21	75	22.5	174.54	52.28	0.45	7.01	
ESM 1.8×21×60×12.5	1.8	21	60	12.5	111.56	71.75	1.22	8.98	碳钢
ESM 1.8×21×65×15.5		21	65	15.5	127.93	71.75	1	8.98	
ESM 1.8×21×70×18.5		21	70	18.5	144.3	71.75	0.84	8.98	
ESM 1.8×21×75×20.5		21	75	20.5	160.67	71.75	0.73	8.98	
ESS 1.8×21×60×12.5	1.8	21	60	12.5	112.15	61.88	1.01	8.98	不锈钢
ESS 1.8×21×65×15.5		21	65	15.5	128.65	61.88	0.83	8.98	
ESS 1.8×21×70×18.5		21	70	18.5	145.15	61.88	0.7	8.98	
ESS 1.8×21×75×20.5		21	75	20.5	161.65	61.88	0.61	8.98	

标准件都为英式钩

M: 碳钢

S: 不锈钢

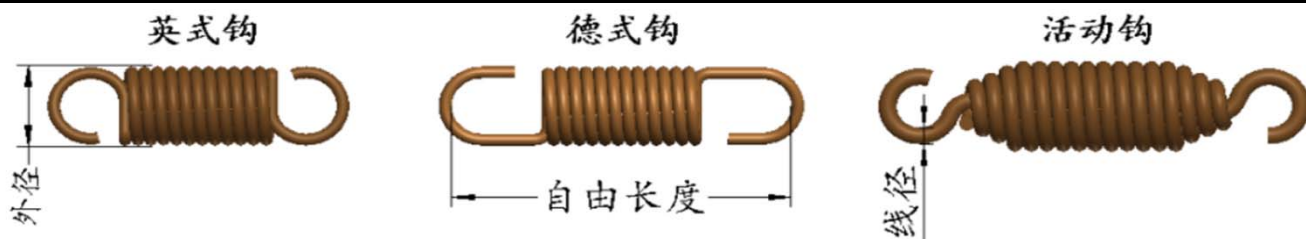


型号	线径 (mm)	外径 (mm)	自由长度 (mm)	总圈数	极限拉伸长度 (mm)	极限载荷 (N)	刚度 (N/mm)	初拉力 (N)	材料
ESM 1.9×21×60×12.5	1.9	21	60	12.5	105.34	83.95	1.6	11.33	碳钢
ESM 1.9×21×65×14.5		21	65	14.5	120.22	83.95	1.32	11.33	
ESM 1.9×21×70×17.5		21	70	17.5	135.1	83.95	1.12	11.33	
ESM 1.9×21×75×19.5		21	75	19.5	149.98	83.95	0.97	11.33	
ESS 1.9×21×60×12.5	1.9	21	60	12.5	105.88	72.58	1.33	11.33	不锈钢
ESS 1.9×21×65×14.5		21	65	14.5	120.89	72.58	1.1	11.33	
ESS 1.9×21×70×17.5		21	70	17.5	135.89	72.58	0.93	11.33	
ESS 1.9×21×75×19.5		21	75	19.5	150.89	72.58	0.81	11.33	
ESM 2×21×60×11.5	2	21	60	11.5	100.24	97.74	2.08	14.08	碳钢
ESM 2×21×65×14.5		21	65	14.5	113.91	97.74	1.71	14.08	
ESM 2×21×70×16.5		21	70	16.5	127.58	97.74	1.45	14.08	
ESM 2×21×75×19.5		21	75	19.5	141.25	97.74	1.26	14.08	
ESS 2×21×60×11.5	2	21	60	11.5	100.59	84.41	1.73	14.08	不锈钢
ESS 2×21×65×14.5		21	65	14.5	114.34	84.41	1.43	14.08	
ESS 2×21×70×16.5		21	70	16.5	128.09	84.41	1.21	14.08	
ESS 2×21×75×19.5		21	75	19.5	141.84	84.41	1.05	14.08	
ESM 2.1×21×60×11.5	2.1	21	60	11.5	95.89	112.95	2.67	17.26	碳钢
ESM 2.1×21×65×13.5		21	65	13.5	108.54	112.95	2.2	17.26	
ESM 2.1×21×70×15.5		21	70	15.5	121.19	112.95	1.87	17.26	
ESM 2.1×21×75×18.5		21	75	18.5	133.83	112.95	1.63	17.26	
ESS 2.1×21×60×11.5	2.1	21	60	11.5	96.08	97.44	2.22	17.26	不锈钢
ESS 2.1×21×65×13.5		21	65	13.5	108.78	97.44	1.83	17.26	
ESS 2.1×21×70×15.5		21	70	15.5	121.47	97.44	1.56	17.26	
ESS 2.1×21×75×18.5		21	75	18.5	134.16	97.44	1.36	17.26	
ESM 2.2×21×60×10.5	2.2	21	60	10.5	92.02	129.18	3.38	20.93	碳钢
ESM 2.2×21×65×13.5		21	65	13.5	103.77	129.18	2.79	20.93	
ESM 2.2×21×70×15.5		21	70	15.5	115.51	129.18	2.38	20.93	
ESM 2.2×21×75×17.5		21	75	17.5	127.26	129.18	2.07	20.93	

标准件都为英式钩

M: 碳钢

S: 不锈钢

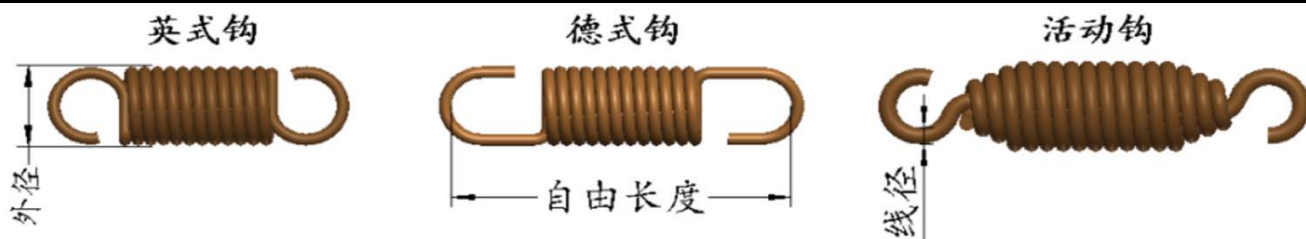


型号	线径 (mm)	外径 (mm)	自由长度 (mm)	总圈数	极限拉伸长度 (mm)	极限载荷 (N)	刚度 (N/mm)	初拉力 (N)	材料
ESS 2.2×21×60×10.5	2.2	21	60	10.5	92.22	111.71	2.82	20.93	不锈钢
ESS 2.2×21×65×13.5		21	65	13.5	104.01	111.71	2.33	20.93	
ESS 2.2×21×70×15.5		21	70	15.5	115.8	111.71	1.98	20.93	
ESS 2.2×21×75×17.5		21	75	17.5	127.59	111.71	1.73	20.93	
ESM 2.3×21×60×10.5	2.3	21	60	10.5	88.8	147.34	4.24	25.11	碳钢
ESM 2.3×21×65×12.5		21	65	12.5	99.8	147.34	3.51	25.11	
ESM 2.3×21×70×14.5		21	70	14.5	110.81	147.34	3	25.11	
ESM 2.3×21×75×16.5		21	75	16.5	121.81	147.34	2.61	25.11	
ESS 2.3×21×60×10.5	2.3	21	60	10.5	88.88	127.28	3.54	25.11	不锈钢
ESS 2.3×21×65×12.5		21	65	12.5	99.91	127.28	2.93	25.11	
ESS 2.3×21×70×14.5		21	70	14.5	110.93	127.28	2.5	25.11	
ESS 2.3×21×75×16.5		21	75	16.5	121.95	127.28	2.18	25.11	
ESM 2.4×21×60×10.5	2.4	21	60	10.5	86	167.1	5.28	29.86	碳钢
ESM 2.4×21×65×12.5		21	65	12.5	96.36	167.1	4.38	29.86	
ESM 2.4×21×70×14.5		21	70	14.5	106.73	167.1	3.74	29.86	
ESM 2.4×21×75×16.5		21	75	16.5	117.09	167.1	3.26	29.86	
ESS 2.4×21×60×10.5	2.4	21	60	10.5	85.99	144.18	4.4	29.86	不锈钢
ESS 2.4×21×65×12.5		21	65	12.5	96.35	144.18	3.65	29.86	
ESS 2.4×21×70×14.5		21	70	14.5	106.71	144.18	3.11	29.86	
ESS 2.4×21×75×16.5		21	75	16.5	117.07	144.18	2.72	29.86	
ESM 2.5×21×60×9.5	2.5	21	60	9.5	83.55	188.52	6.51	35.2	碳钢
ESM 2.5×21×65×11.5		21	65	11.5	93.36	188.52	5.41	35.2	
ESM 2.5×21×70×13.5		21	70	13.5	103.17	188.52	4.62	35.2	
ESM 2.5×21×75×15.5		21	75	15.5	112.97	188.52	4.04	35.2	
ESS 2.5×21×60×9.5	2.5	21	60	9.5	83.46	162.47	5.42	35.2	不锈钢
ESS 2.5×21×65×11.5		21	65	11.5	93.25	162.47	4.51	35.2	
ESS 2.5×21×70×13.5		21	70	13.5	103.04	162.47	3.85	35.2	
ESS 2.5×21×75×15.5		21	75	15.5	112.83	162.47	3.36	35.2	

标准件都为英式钩

M: 碳钢

S: 不锈钢

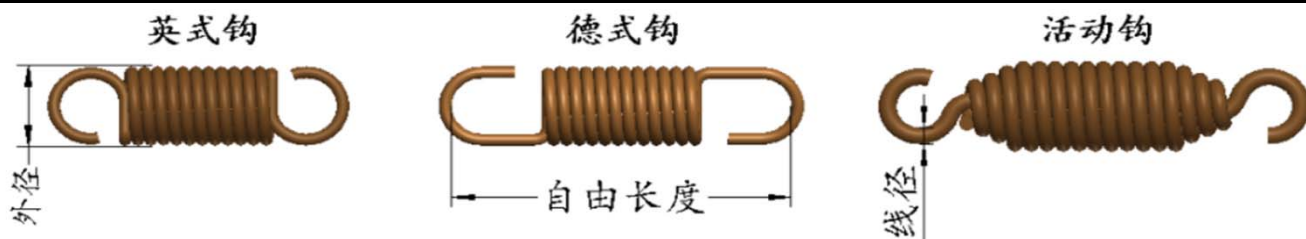


型号	线径 (mm)	外径 (mm)	自由长度 (mm)	总圈数	极限拉伸长度 (mm)	极限载荷 (N)	刚度 (N/mm)	初拉力 (N)	材料
ESM 2.6×21×60×9.5	2.6	21	60	9.5	82.23	210.89	7.63	41.18	碳钢
ESM 2.6×21×65×11.5		21	65	11.5	91.72	210.89	6.35	41.18	
ESM 2.6×21×70×13.5		21	70	13.5	101.21	210.89	5.44	41.18	
ESM 2.6×21×75×15.5		21	75	15.5	110.7	210.89	4.75	41.18	
ESS 2.6×21×60×9.5	2.6	21	60	9.5	81.25	182.2	6.64	41.18	不锈钢
ESS 2.6×21×65×11.5		21	65	11.5	90.54	182.2	5.52	41.18	
ESS 2.6×21×70×13.5		21	70	13.5	99.83	182.2	4.73	41.18	
ESS 2.6×21×75×15.5		21	75	15.5	109.12	182.2	4.13	41.18	
ESM 1.5×22×60×13.5	1.5	22	60	13.5	138.9	39.69	0.46	3.55	碳钢
ESM 1.5×22×65×16.5		22	65	16.5	163.73	39.69	0.37	3.55	
ESM 1.5×22×70×19.5		22	70	19.5	188.55	39.69	0.3	3.55	
ESM 1.5×22×75×23.5		22	75	23.5	213.34	39.69	0.26	3.55	
ESS 1.5×22×60×13.5	1.5	22	60	13.5	140.67	34.34	0.38	3.55	不锈钢
ESS 1.5×22×65×16.5		22	65	16.5	165.95	34.34	0.31	3.55	
ESS 1.5×22×70×19.5		22	70	19.5	191.22	34.34	0.25	3.55	
ESS 1.5×22×75×23.5		22	75	23.5	216.5	34.34	0.22	3.55	
ESM 1.6×22×60×12.5	1.6	22	60	12.5	128.36	48.08	0.63	4.77	碳钢
ESM 1.6×22×65×15.5		22	65	15.5	150.32	48.08	0.51	4.77	
ESM 1.6×22×70×18.5		22	70	18.5	172.26	48.08	0.42	4.77	
ESM 1.6×22×75×21.5		22	75	21.5	194.23	48.08	0.36	4.77	
ESS 1.6×22×60×12.5	1.6	22	60	12.5	129.69	41.56	0.53	4.77	不锈钢
ESS 1.6×22×65×15.5		22	65	15.5	151.97	41.56	0.42	4.77	
ESS 1.6×22×70×18.5		22	70	18.5	174.24	41.56	0.35	4.77	
ESS 1.6×22×75×21.5		22	75	21.5	196.53	41.56	0.3	4.77	
ESM 1.7×22×60×12.5	1.7	22	60	12.5	119.68	57.56	0.86	6.26	碳钢
ESM 1.7×22×65×14.5		22	65	14.5	139.3	57.56	0.69	6.26	
ESM 1.7×22×70×17.5		22	70	17.5	158.9	57.56	0.58	6.26	
ESM 1.7×22×75×20.5		22	75	20.5	178.53	57.56	0.5	6.26	

标准件都为英式钩

M: 碳钢

S: 不锈钢

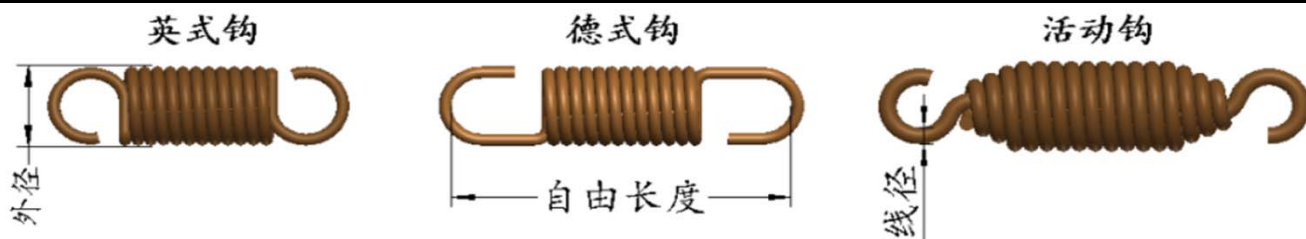


型号	线径 (mm)	外径 (mm)	自由长度 (mm)	总圈数	极限拉伸长度 (mm)	极限载荷 (N)	刚度 (N/mm)	初拉力 (N)	材料
ESS 1.7×22×60×12.5	1.7	22	60	12.5	120.65	49.7	0.72	6.26	不锈钢
ESS 1.7×22×65×14.5		22	65	14.5	140.49	49.7	0.58	6.26	
ESS 1.7×22×70×17.5		22	70	17.5	160.35	49.7	0.48	6.26	
ESS 1.7×22×75×20.5		22	75	20.5	180.2	49.7	0.41	6.26	
ESM 1.8×22×65×14.5	1.8	22	65	14.5	130.15	68.19	0.92	8.06	碳钢
ESM 1.8×22×70×17.5		22	70	17.5	147.83	68.19	0.77	8.06	
ESM 1.8×22×75×19.5		22	75	19.5	165.52	68.19	0.66	8.06	
ESM 1.8×22×80×22.5		22	80	22.5	183.21	68.19	0.58	8.06	
ESS 1.8×22×65×14.5	1.8	22	65	14.5	130.99	58.82	0.77	8.06	不锈钢
ESS 1.8×22×70×17.5		22	70	17.5	148.84	58.82	0.64	8.06	
ESS 1.8×22×75×19.5		22	75	19.5	166.68	58.82	0.55	8.06	
ESS 1.8×22×80×22.5		22	80	22.5	184.54	58.82	0.49	8.06	
ESM 1.9×22×65×13.5	1.9	22	65	13.5	122.25	79.77	1.22	10.19	碳钢
ESM 1.9×22×70×16.5		22	70	16.5	138.28	79.77	1.02	10.19	
ESM 1.9×22×75×18.5		22	75	18.5	154.32	79.77	0.88	10.19	
ESM 1.9×22×80×21.5		22	80	21.5	170.35	79.77	0.77	10.19	
ESS 1.9×22×65×13.5	1.9	22	65	13.5	123.03	68.97	1.01	10.19	不锈钢
ESS 1.9×22×70×16.5		22	70	16.5	139.22	68.97	0.85	10.19	
ESS 1.9×22×75×18.5		22	75	18.5	155.4	68.97	0.73	10.19	
ESS 1.9×22×80×21.5		22	80	21.5	171.59	68.97	0.64	10.19	
ESM 2×22×65×13.5	2	22	65	13.5	115.78	92.86	1.58	12.69	碳钢
ESM 2×22×70×15.5		22	70	15.5	130.47	92.86	1.33	12.69	
ESM 2×22×75×18.5		22	75	18.5	145.16	92.86	1.14	12.69	
ESM 2×22×80×20.5		22	80	20.5	159.86	92.86	1	12.69	
ESS 2×22×65×13.5	2	22	65	13.5	116.31	80.19	1.32	12.69	不锈钢
ESS 2×22×70×15.5		22	70	15.5	131.1	80.19	1.1	12.69	
ESS 2×22×75×18.5		22	75	18.5	145.9	80.19	0.95	12.69	
ESS 2×22×80×20.5		22	80	20.5	160.69	80.19	0.84	12.69	

标准件都为英式钩

M: 碳钢

S: 不锈钢

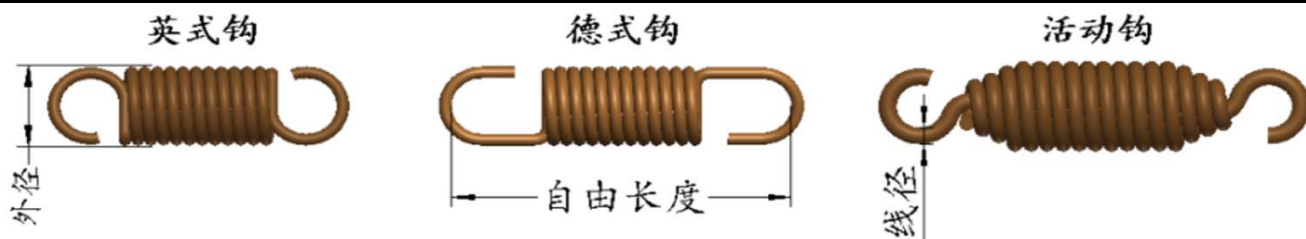


型号	线径 (mm)	外径 (mm)	自由长度 (mm)	总圈数	极限拉伸长度 (mm)	极限载荷 (N)	刚度 (N/mm)	初拉力 (N)	材料
ESM 2.1×22×65×12.5	2.1	22	65	12.5	110.27	107.28	2.03	15.6	碳钢
ESM 2.1×22×70×14.5		22	70	14.5	123.82	107.28	1.7	15.6	
ESM 2.1×22×75×17.5		22	75	17.5	137.38	107.28	1.47	15.6	
ESM 2.1×22×80×19.5		22	80	19.5	150.93	107.28	1.29	15.6	
ESS 2.1×22×65×12.5	2.1	22	65	12.5	110.59	92.55	1.69	15.6	不锈钢
ESS 2.1×22×70×14.5		22	70	14.5	124.21	92.55	1.42	15.6	
ESS 2.1×22×75×17.5		22	75	17.5	137.82	92.55	1.22	15.6	
ESS 2.1×22×80×19.5		22	80	19.5	151.44	92.55	1.08	15.6	
ESM 2.2×22×70×14.5	2.2	22	70	14.5	117.92	122.66	2.16	18.95	碳钢
ESM 2.2×22×75×16.5		22	75	16.5	130.47	122.66	1.87	18.95	
ESM 2.2×22×80×18.5		22	80	18.5	143.02	122.66	1.65	18.95	
ESM 2.2×22×85×21.5		22	85	21.5	155.58	122.66	1.47	18.95	
ESS 2.2×22×70×14.5	2.2	22	70	14.5	118.31	106.07	1.8	18.95	不锈钢
ESS 2.2×22×75×16.5		22	75	16.5	130.92	106.07	1.56	18.95	
ESS 2.2×22×80×18.5		22	80	18.5	143.53	106.07	1.37	18.95	
ESS 2.2×22×85×21.5		22	85	21.5	156.15	106.07	1.22	18.95	
ESM 2.3×22×70×13.5	2.3	22	70	13.5	113.01	139.86	2.72	22.78	碳钢
ESM 2.3×22×75×16.5		22	75	16.5	124.74	139.86	2.35	22.78	
ESM 2.3×22×80×18.5		22	80	18.5	136.46	139.86	2.07	22.78	
ESM 2.3×22×85×20.5		22	85	20.5	148.19	139.86	1.85	22.78	
ESS 2.3×22×70×13.5	2.3	22	70	13.5	113.22	120.81	2.27	22.78	不锈钢
ESS 2.3×22×75×16.5		22	75	16.5	124.98	120.81	1.96	22.78	
ESS 2.3×22×80×18.5		22	80	18.5	136.73	120.81	1.73	22.78	
ESS 2.3×22×85×20.5		22	85	20.5	148.49	120.81	1.54	22.78	
ESM 2.4×22×70×13.5	2.4	22	70	13.5	108.76	158.58	3.39	27.12	碳钢
ESM 2.4×22×75×15.5		22	75	15.5	119.77	158.58	2.94	27.12	
ESM 2.4×22×80×17.5		22	80	17.5	130.78	158.58	2.59	27.12	
ESM 2.4×22×85×19.5		22	85	19.5	141.79	158.58	2.31	27.12	

标准件都为英式钩

M: 碳钢

S: 不锈钢

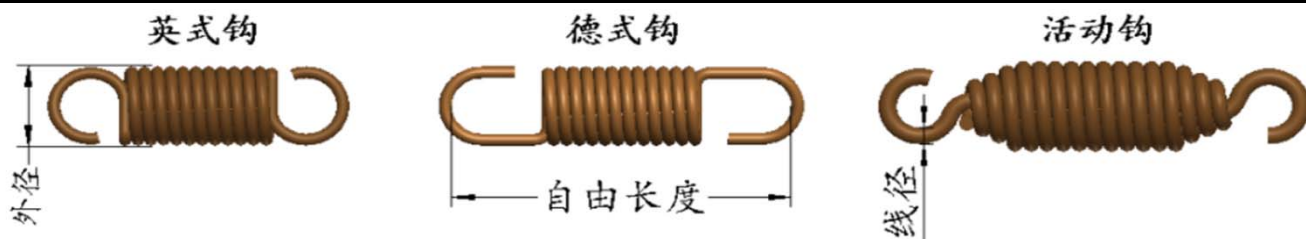


型号	线径 (mm)	外径 (mm)	自由长度 (mm)	总圈数	极限拉伸长度 (mm)	极限载荷 (N)	刚度 (N/mm)	初拉力 (N)	材料
ESS 2.4×22×70×13.5	2.4	22	70	13.5	108.81	136.82	2.83	27.12	不锈钢
ESS 2.4×22×75×15.5		22	75	15.5	119.83	136.82	2.45	27.12	
ESS 2.4×22×80×17.5		22	80	17.5	130.85	136.82	2.16	27.12	
ESS 2.4×22×85×19.5		22	85	19.5	141.87	136.82	1.93	27.12	
ESM 2.5×22×70×13.5	2.5	22	70	13.5	105.04	178.86	4.19	32.02	碳钢
ESM 2.5×22×75×15.5		22	75	15.5	115.43	178.86	3.63	32.02	
ESM 2.5×22×80×17.5		22	80	17.5	125.82	178.86	3.2	32.02	
ESM 2.5×22×85×19.5		22	85	19.5	136.21	178.86	2.87	32.02	
ESS 2.5×22×70×13.5	2.5	22	70	13.5	104.97	154.14	3.49	32.02	不锈钢
ESS 2.5×22×75×15.5		22	75	15.5	115.35	154.14	3.03	32.02	
ESS 2.5×22×80×17.5		22	80	17.5	125.73	154.14	2.67	32.02	
ESS 2.5×22×85×19.5		22	85	19.5	136.11	154.14	2.39	32.02	
ESM 2.6×22×70×12.5	2.6	22	70	12.5	103.01	200.02	4.92	37.51	碳钢
ESM 2.6×22×75×14.5		22	75	14.5	113.05	200.02	4.27	37.51	
ESM 2.6×22×80×16.5		22	80	16.5	123.09	200.02	3.77	37.51	
ESM 2.6×22×85×18.5		22	85	18.5	133.13	200.02	3.38	37.51	
ESS 2.6×22×70×12.5	2.6	22	70	12.5	101.61	172.81	4.28	37.51	不锈钢
ESS 2.6×22×75×14.5		22	75	14.5	111.43	172.81	3.71	37.51	
ESS 2.6×22×80×16.5		22	80	16.5	121.26	172.81	3.28	37.51	
ESS 2.6×22×85×18.5		22	85	18.5	131.08	172.81	2.94	37.51	
ESM 1.6×23×65×14.5	1.6	23	65	14.5	152.02	45.83	0.48	4.26	碳钢
ESM 1.6×23×70×17.5		23	70	17.5	175.81	45.83	0.39	4.26	
ESM 1.6×23×75×20.5		23	75	20.5	199.61	45.83	0.33	4.26	
ESM 1.6×23×80×23.5		23	80	23.5	223.4	45.83	0.29	4.26	
ESS 1.6×23×65×14.5	1.6	23	65	14.5	153.81	39.62	0.4	4.26	不锈钢
ESS 1.6×23×70×17.5		23	70	17.5	177.99	39.62	0.33	4.26	
ESS 1.6×23×75×20.5		23	75	20.5	202.18	39.62	0.28	4.26	
ESS 1.6×23×80×23.5		23	80	23.5	226.35	39.62	0.24	4.26	

标准件都为英式钩

M: 碳钢

S: 不锈钢

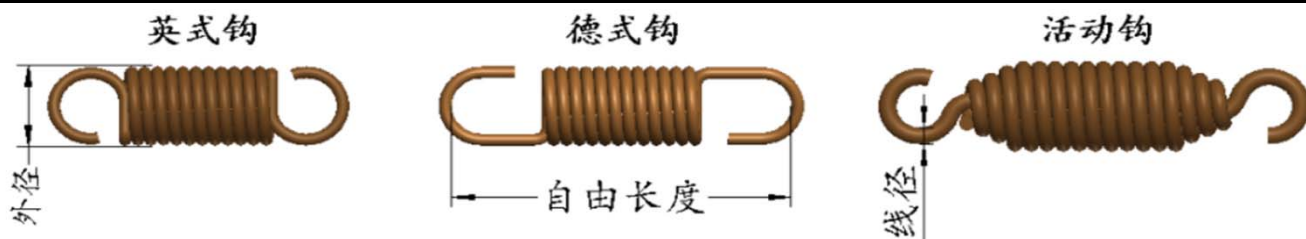


型号	线径 (mm)	外径 (mm)	自由长度 (mm)	总圈数	极限拉伸长度 (mm)	极限载荷 (N)	刚度 (N/mm)	初拉力 (N)	材料
ESM 1.7×23×65×13.5	1.7	23	65	13.5	140.91	54.86	0.65	5.61	碳钢
ESM 1.7×23×70×16.5		23	70	16.5	162.12	54.86	0.53	5.61	
ESM 1.7×23×75×19.5		23	75	19.5	183.33	54.86	0.45	5.61	
ESM 1.7×23×80×22.5		23	80	22.5	204.51	54.86	0.4	5.61	
ESS 1.7×23×65×13.5	1.7	23	65	13.5	142.24	47.37	0.54	5.61	不锈钢
ESS 1.7×23×70×16.5		23	70	16.5	163.73	47.37	0.45	5.61	
ESS 1.7×23×75×19.5		23	75	19.5	185.23	47.37	0.38	5.61	
ESS 1.7×23×80×22.5		23	80	22.5	206.73	47.37	0.33	5.61	
ESM 1.8×23×70×15.5	1.8	23	70	15.5	150.75	64.98	0.72	7.24	碳钢
ESM 1.8×23×75×18.5		23	75	18.5	169.82	64.98	0.61	7.24	
ESM 1.8×23×80×21.5		23	80	21.5	188.9	64.98	0.53	7.24	
ESM 1.8×23×85×24.5		23	85	24.5	207.98	64.98	0.47	7.24	
ESS 1.8×23×70×15.5	1.8	23	70	15.5	151.9	56.05	0.6	7.24	不锈钢
ESS 1.8×23×75×18.5		23	75	18.5	171.19	56.05	0.51	7.24	
ESS 1.8×23×80×21.5		23	80	21.5	190.47	56.05	0.44	7.24	
ESS 1.8×23×85×24.5		23	85	24.5	209.76	56.05	0.39	7.24	
ESM 1.9×23×70×15.5	1.9	23	70	15.5	140.94	75.99	0.94	9.18	碳钢
ESM 1.9×23×75×17.5		23	75	17.5	158.19	75.99	0.8	9.18	
ESM 1.9×23×80×20.5		23	80	20.5	175.44	75.99	0.7	9.18	
ESM 1.9×23×85×23.5		23	85	23.5	192.7	75.99	0.62	9.18	
ESS 1.9×23×70×15.5	1.9	23	70	15.5	142.02	65.7	0.78	9.18	不锈钢
ESS 1.9×23×75×17.5		23	75	17.5	159.46	65.7	0.67	9.18	
ESS 1.9×23×80×20.5		23	80	20.5	176.89	65.7	0.58	9.18	
ESS 1.9×23×85×23.5		23	85	23.5	194.34	65.7	0.52	9.18	
ESM 2×23×70×14.5	2	23	70	14.5	132.9	88.43	1.22	11.47	碳钢
ESM 2×23×75×17.5		23	75	17.5	148.68	88.43	1.04	11.47	
ESM 2×23×80×19.5		23	80	19.5	164.44	88.43	0.91	11.47	
ESM 2×23×85×22.5		23	85	22.5	180.21	88.43	0.81	11.47	

标准件都为英式钩

M: 碳钢

S: 不锈钢

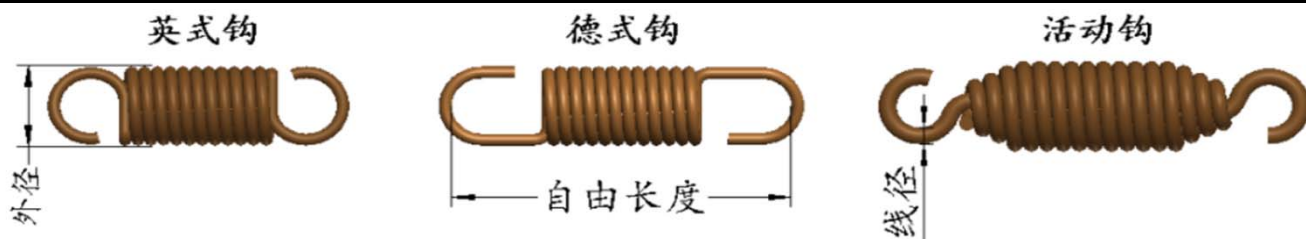


型号	线径 (mm)	外径 (mm)	自由长度 (mm)	总圈数	极限拉伸长度 (mm)	极限载荷 (N)	刚度 (N/mm)	初拉力 (N)	材料
ESS 2×23×70×14.5	2	23	70	14.5	133.66	76.38	1.02	11.47	不锈钢
ESS 2×23×75×17.5		23	75	17.5	149.56	76.38	0.87	11.47	
ESS 2×23×80×19.5		23	80	19.5	165.45	76.38	0.76	11.47	
ESS 2×23×85×22.5		23	85	22.5	181.36	76.38	0.67	11.47	
ESM 2.1×23×75×16.5	2.1	23	75	16.5	140.57	102.14	1.34	14.13	碳钢
ESM 2.1×23×80×18.5		23	80	18.5	155.08	102.14	1.17	14.13	
ESM 2.1×23×85×21.5		23	85	21.5	169.59	102.14	1.04	14.13	
ESM 2.1×23×90×23.5		23	90	23.5	184.11	102.14	0.94	14.13	
ESS 2.1×23×75×16.5	2.1	23	75	16.5	141.14	88.12	1.12	14.13	不锈钢
ESS 2.1×23×80×18.5		23	80	18.5	155.74	88.12	0.98	14.13	
ESS 2.1×23×85×21.5		23	85	21.5	170.33	88.12	0.87	14.13	
ESS 2.1×23×90×23.5		23	90	23.5	184.94	88.12	0.78	14.13	
ESM 2.2×23×75×15.5	2.2	23	75	15.5	133.38	116.76	1.71	17.19	碳钢
ESM 2.2×23×80×18.5		23	80	18.5	146.78	116.76	1.49	17.19	
ESM 2.2×23×85×20.5		23	85	20.5	160.19	116.76	1.32	17.19	
ESM 2.2×23×90×22.5		23	90	22.5	173.59	116.76	1.19	17.19	
ESS 2.2×23×75×15.5	2.2	23	75	15.5	133.94	100.97	1.42	17.19	不锈钢
ESS 2.2×23×80×18.5		23	80	18.5	147.43	100.97	1.24	17.19	
ESS 2.2×23×85×20.5		23	85	20.5	160.92	100.97	1.1	17.19	
ESS 2.2×23×90×22.5		23	90	22.5	174.4	100.97	0.99	17.19	
ESM 2.3×23×75×15.5	2.3	23	75	15.5	127.4	133.11	2.15	20.71	碳钢
ESM 2.3×23×80×17.5		23	80	17.5	139.89	133.11	1.88	20.71	
ESM 2.3×23×85×19.5		23	85	19.5	152.38	133.11	1.67	20.71	
ESM 2.3×23×90×21.5		23	90	21.5	164.87	133.11	1.5	20.71	
ESS 2.3×23×75×15.5	2.3	23	75	15.5	127.74	114.98	1.79	20.71	不锈钢
ESS 2.3×23×80×17.5		23	80	17.5	140.28	114.98	1.56	20.71	
ESS 2.3×23×85×19.5		23	85	19.5	152.81	114.98	1.39	20.71	
ESS 2.3×23×90×21.5		23	90	21.5	165.35	114.98	1.25	20.71	

标准件都为英式钩

M: 碳钢

S: 不锈钢

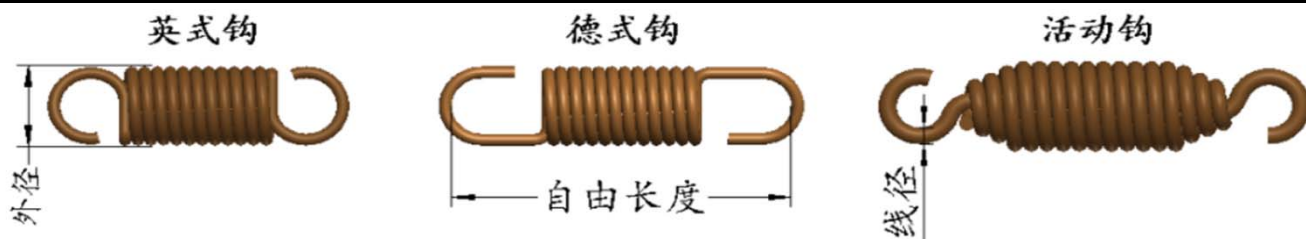


型号	线径 (mm)	外径 (mm)	自由长度 (mm)	总圈数	极限拉伸长度 (mm)	极限载荷 (N)	刚度 (N/mm)	初拉力 (N)	材料
ESM 2.4×23×75×14.5	2.4	23	75	14.5	122.21	150.88	2.67	24.7	碳钢
ESM 2.4×23×80×16.5		23	80	16.5	133.91	150.88	2.34	24.7	
ESM 2.4×23×85×18.5		23	85	18.5	145.61	150.88	2.08	24.7	
ESM 2.4×23×90×20.5		23	90	20.5	157.3	150.88	1.87	24.7	
ESS 2.4×23×75×14.5	2.4	23	75	14.5	122.36	130.18	2.23	24.7	不锈钢
ESS 2.4×23×80×16.5		23	80	16.5	134.08	130.18	1.95	24.7	
ESS 2.4×23×85×18.5		23	85	18.5	145.8	130.18	1.74	24.7	
ESS 2.4×23×90×20.5		23	90	20.5	157.52	130.18	1.56	24.7	
ESM 2.5×23×75×14.5	2.5	23	75	14.5	117.68	170.13	3.3	29.21	碳钢
ESM 2.5×23×80×16.5		23	80	16.5	128.69	170.13	2.89	29.21	
ESM 2.5×23×85×18.5		23	85	18.5	139.71	170.13	2.58	29.21	
ESM 2.5×23×90×20.5		23	90	20.5	150.72	170.13	2.32	29.21	
ESS 2.5×23×75×14.5	2.5	23	75	14.5	117.67	146.62	2.75	29.21	不锈钢
ESS 2.5×23×80×16.5		23	80	16.5	128.68	146.62	2.41	29.21	
ESS 2.5×23×85×18.5		23	85	18.5	139.69	146.62	2.15	29.21	
ESS 2.5×23×90×20.5		23	90	20.5	150.71	146.62	1.93	29.21	
ESM 2.6×23×75×13.5	2.6	23	75	13.5	115.21	190.21	3.88	34.26	碳钢
ESM 2.6×23×80×15.5		23	80	15.5	125.83	190.21	3.4	34.26	
ESM 2.6×23×85×17.5		23	85	17.5	136.46	190.21	3.03	34.26	
ESM 2.6×23×90×19.5		23	90	19.5	147.08	190.21	2.73	34.26	
ESS 2.6×23×75×13.5	2.6	23	75	13.5	113.57	164.34	3.37	34.26	不锈钢
ESS 2.6×23×80×15.5		23	80	15.5	123.96	164.34	2.96	34.26	
ESS 2.6×23×85×17.5		23	85	17.5	134.36	164.34	2.64	34.26	
ESS 2.6×23×90×19.5		23	90	19.5	144.75	164.34	2.38	34.26	
ESM 2.7×23×75×13.5	2.7	23	75	13.5	111.57	212.49	4.72	39.91	碳钢
ESM 2.7×23×80×15.5		23	80	15.5	121.65	212.49	4.14	39.91	
ESM 2.7×23×85×17.5		23	85	17.5	131.73	212.49	3.69	39.91	
ESM 2.7×23×90×18.5		23	90	18.5	141.8	212.49	3.33	39.91	

标准件都为英式钩

M: 碳钢

S: 不锈钢

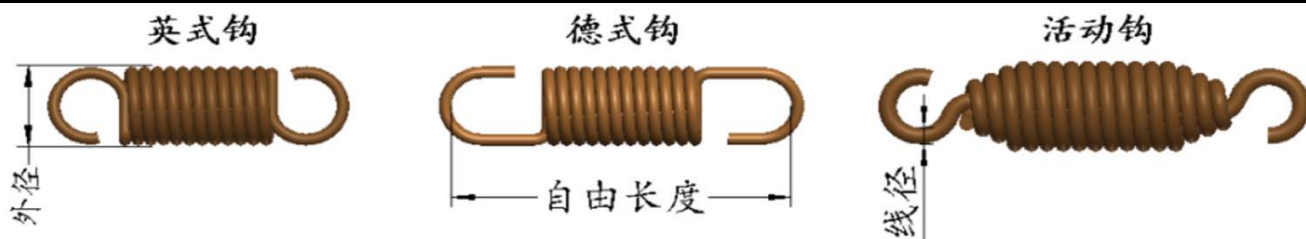


型号	线径 (mm)	外径 (mm)	自由长度 (mm)	总圈数	极限拉伸长度 (mm)	极限载荷 (N)	刚度 (N/mm)	初拉力 (N)	材料
ESS 2.7×23×75×13.5	2.7	23	75	13.5	109.96	183.37	4.1	39.91	不锈钢
ESS 2.7×23×80×15.5		23	80	15.5	119.82	183.37	3.6	39.91	
ESS 2.7×23×85×17.5		23	85	17.5	129.67	183.37	3.21	39.91	
ESS 2.7×23×90×18.5		23	90	18.5	139.52	183.37	2.9	39.91	
ESM 2.8×23×75×12.5	2.8	23	75	12.5	108.35	236.4	5.7	46.18	碳钢
ESM 2.8×23×80×14.5		23	80	14.5	117.95	236.4	5.01	46.18	
ESM 2.8×23×85×16.5		23	85	16.5	127.54	236.4	4.47	46.18	
ESM 2.8×23×90×18.5		23	90	18.5	137.14	236.4	4.04	46.18	
ESS 2.8×23×75×12.5	2.8	23	75	12.5	106.77	203.76	4.96	46.18	不锈钢
ESS 2.8×23×80×14.5		23	80	14.5	116.15	203.76	4.36	46.18	
ESS 2.8×23×85×16.5		23	85	16.5	125.53	203.76	3.89	46.18	
ESS 2.8×23×90×18.5		23	90	18.5	134.91	203.76	3.51	46.18	
ESM 1.6×24×65×13.5	1.6	24	65	13.5	152.68	43.78	0.46	3.81	碳钢
ESM 1.6×24×70×16.5		24	70	16.5	178.39	43.78	0.37	3.81	
ESM 1.6×24×75×19.5		24	75	19.5	204.11	43.78	0.31	3.81	
ESM 1.6×24×80×22.5		24	80	22.5	229.83	43.78	0.27	3.81	
ESS 1.6×24×65×13.5	1.6	24	65	13.5	154.59	37.85	0.38	3.81	不锈钢
ESS 1.6×24×70×16.5		24	70	16.5	180.76	37.85	0.31	3.81	
ESS 1.6×24×75×19.5		24	75	19.5	206.92	37.85	0.26	3.81	
ESS 1.6×24×80×22.5		24	80	22.5	233.11	37.85	0.22	3.81	
ESM 1.7×24×65×12.5	1.7	24	65	12.5	141.62	52.4	0.62	5.04	碳钢
ESM 1.7×24×70×15.5		24	70	15.5	164.51	52.4	0.5	5.04	
ESM 1.7×24×75×18.5		24	75	18.5	187.38	52.4	0.42	5.04	
ESM 1.7×24×80×21.5		24	80	21.5	210.29	52.4	0.36	5.04	
ESS 1.7×24×65×12.5	1.7	24	65	12.5	143.05	45.24	0.52	5.04	不锈钢
ESS 1.7×24×70×15.5		24	70	15.5	166.28	45.24	0.42	5.04	
ESS 1.7×24×75×18.5		24	75	18.5	189.51	45.24	0.35	5.04	
ESS 1.7×24×80×21.5		24	80	21.5	212.74	45.24	0.3	5.04	

标准件都为英式钩

M: 碳钢

S: 不锈钢

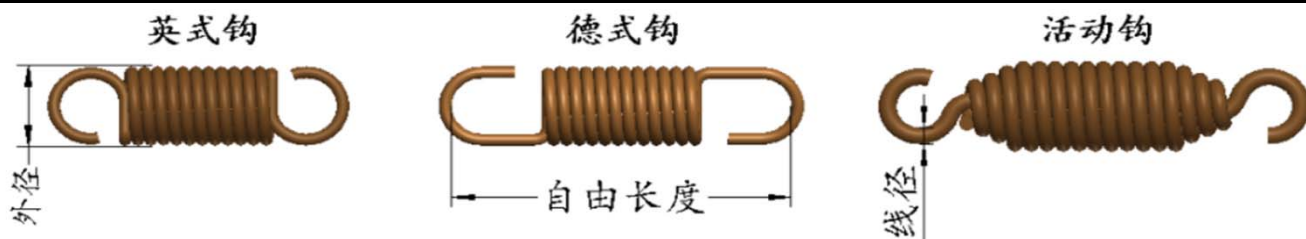


型号	线径 (mm)	外径 (mm)	自由长度 (mm)	总圈数	极限拉伸长度 (mm)	极限载荷 (N)	刚度 (N/mm)	初拉力 (N)	材料
ESM 1.8×24×70×14.5	1.8	24	70	14.5	152.95	62.05	0.67	6.52	碳钢
ESM 1.8×24×75×17.5		24	75	17.5	173.51	62.05	0.56	6.52	
ESM 1.8×24×80×20.5		24	80	20.5	194.04	62.05	0.49	6.52	
ESM 1.8×24×85×23.5		24	85	23.5	214.59	62.05	0.43	6.52	
ESS 1.8×24×70×14.5	1.8	24	70	14.5	154.26	53.52	0.56	6.52	不锈钢
ESS 1.8×24×75×17.5		24	75	17.5	175.04	53.52	0.47	6.52	
ESS 1.8×24×80×20.5		24	80	20.5	195.85	53.52	0.41	6.52	
ESS 1.8×24×85×23.5		24	85	23.5	216.61	53.52	0.36	6.52	
ESM 1.9×24×70×14.5	1.9	24	70	14.5	142.98	72.55	0.88	8.29	碳钢
ESM 1.9×24×75×16.5		24	75	16.5	161.52	72.55	0.74	8.29	
ESM 1.9×24×80×19.5		24	80	19.5	180.06	72.55	0.64	8.29	
ESM 1.9×24×85×22.5		24	85	22.5	198.61	72.55	0.57	8.29	
ESS 1.9×24×70×14.5	1.9	24	70	14.5	144.18	62.73	0.73	8.29	不锈钢
ESS 1.9×24×75×16.5		24	75	16.5	162.95	62.73	0.62	8.29	
ESS 1.9×24×80×19.5		24	80	19.5	181.72	62.73	0.54	8.29	
ESS 1.9×24×85×22.5		24	85	22.5	200.5	62.73	0.47	8.29	
ESM 2×24×75×16.5	2	24	75	16.5	151.71	84.41	0.97	10.38	碳钢
ESM 2×24×80×18.5		24	80	18.5	168.62	84.41	0.84	10.38	
ESM 2×24×85×21.5		24	85	21.5	185.53	84.41	0.74	10.38	
ESM 2×24×90×23.5		24	90	23.5	202.44	84.41	0.66	10.38	
ESS 2×24×75×16.5	2	24	75	16.5	152.74	72.9	0.8	10.38	不锈钢
ESS 2×24×80×18.5		24	80	18.5	169.81	72.9	0.7	10.38	
ESS 2×24×85×21.5		24	85	21.5	186.87	72.9	0.61	10.38	
ESS 2×24×90×23.5		24	90	23.5	203.94	72.9	0.55	10.38	
ESM 2.1×24×75×15.5	2.1	24	75	15.5	143.34	97.48	1.24	12.82	碳钢
ESM 2.1×24×80×17.5		24	80	17.5	158.88	97.48	1.07	12.82	
ESM 2.1×24×85×20.5		24	85	20.5	174.4	97.48	0.95	12.82	
ESM 2.1×24×90×22.5		24	90	22.5	189.93	97.48	0.85	12.82	

标准件都为英式钩

M: 碳钢

S: 不锈钢

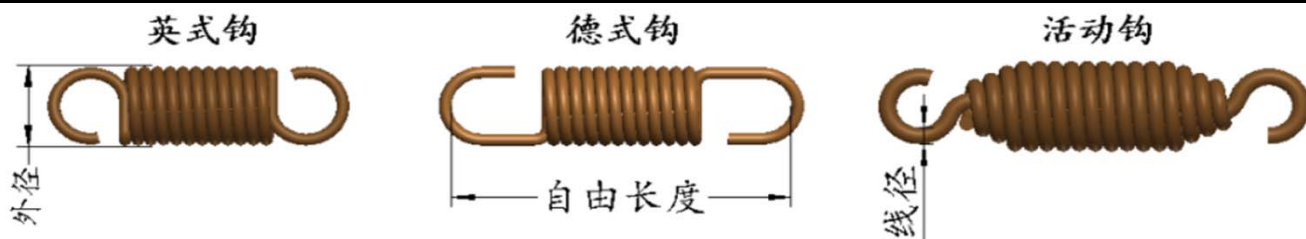


型号	线径 (mm)	外径 (mm)	自由长度 (mm)	总圈数	极限拉伸长度 (mm)	极限载荷 (N)	刚度 (N/mm)	初拉力 (N)	材料
ESS 2.1×24×75×15.5	2.1	24	75	15.5	144.05	84.09	1.03	12.82	不锈钢
ESS 2.1×24×80×17.5		24	80	17.5	159.68	84.09	0.89	12.82	
ESS 2.1×24×85×20.5		24	85	20.5	175.32	84.09	0.79	12.82	
ESS 2.1×24×90×22.5		24	90	22.5	190.95	84.09	0.71	12.82	
ESM 2.2×24×75×14.5	2.2	24	75	14.5	135.91	111.4	1.57	15.64	碳钢
ESM 2.2×24×80×17.5		24	80	17.5	150.22	111.4	1.36	15.64	
ESM 2.2×24×85×19.5		24	85	19.5	164.53	111.4	1.2	15.64	
ESM 2.2×24×90×21.5		24	90	21.5	178.84	111.4	1.08	15.64	
ESS 2.2×24×75×14.5	2.2	24	75	14.5	136.6	96.34	1.31	15.64	不锈钢
ESS 2.2×24×80×17.5		24	80	17.5	151.01	96.34	1.14	15.64	
ESS 2.2×24×85×19.5		24	85	19.5	165.42	96.34	1	15.64	
ESS 2.2×24×90×21.5		24	90	21.5	179.83	96.34	0.9	15.64	
ESM 2.3×24×75×14.5	2.3	24	75	14.5	129.74	126.97	1.97	18.87	碳钢
ESM 2.3×24×80×16.5		24	80	16.5	143.04	126.97	1.71	18.87	
ESM 2.3×24×85×18.5		24	85	18.5	156.34	126.97	1.52	18.87	
ESM 2.3×24×90×20.5		24	90	20.5	169.63	126.97	1.36	18.87	
ESS 2.3×24×75×14.5	2.3	24	75	14.5	130.18	109.68	1.65	18.87	不锈钢
ESS 2.3×24×80×16.5		24	80	16.5	143.54	109.68	1.43	18.87	
ESS 2.3×24×85×18.5		24	85	18.5	156.9	109.68	1.26	18.87	
ESS 2.3×24×90×20.5		24	90	20.5	170.27	109.68	1.13	18.87	
ESM 2.4×24×70×11.5	2.4	24	70	11.5	111.94	143.89	2.89	22.55	碳钢
ESM 2.4×24×75×13.5		24	75	13.5	124.37	143.89	2.46	22.55	
ESM 2.4×24×80×15.5		24	80	15.5	136.79	143.89	2.14	22.55	
ESM 2.4×24×85×18.5		24	85	18.5	149.22	143.89	1.89	22.55	
ESS 2.4×24×70×11.5	2.4	24	70	11.5	112.14	124.15	2.41	22.55	不锈钢
ESS 2.4×24×75×13.5		24	75	13.5	124.61	124.15	2.05	22.55	
ESS 2.4×24×80×15.5		24	80	15.5	137.07	124.15	1.78	22.55	
ESS 2.4×24×85×18.5		24	85	18.5	149.53	124.15	1.57	22.55	

标准件都为英式钩

M: 碳钢

S: 不锈钢

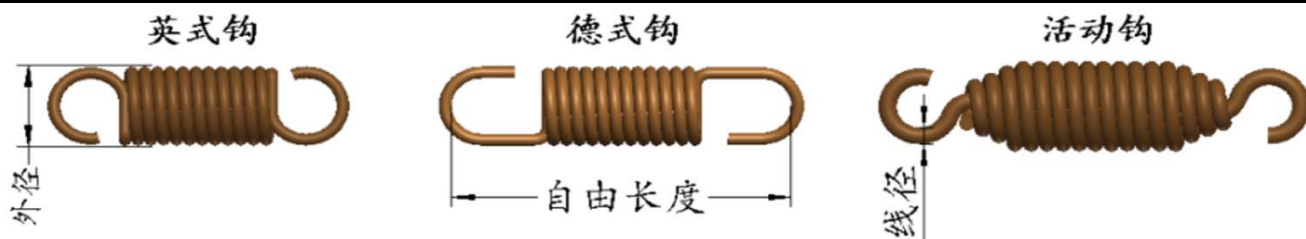


型号	线径 (mm)	外径 (mm)	自由长度 (mm)	总圈数	极限拉伸长度 (mm)	极限载荷 (N)	刚度 (N/mm)	初拉力 (N)	材料
ESM 2.5×24×70×11.5	2.5	24	70	11.5	108.01	162.22	3.57	26.7	碳钢
ESM 2.5×24×75×13.5		24	75	13.5	119.68	162.22	3.03	26.7	
ESM 2.5×24×80×15.5		24	80	15.5	131.35	162.22	2.64	26.7	
ESM 2.5×24×85×17.5		24	85	17.5	143.02	162.22	2.34	26.7	
ESS 2.5×24×70×11.5	2.5	24	70	11.5	108.07	139.8	2.97	26.7	不锈钢
ESS 2.5×24×75×13.5		24	75	13.5	119.75	139.8	2.53	26.7	
ESS 2.5×24×80×15.5		24	80	15.5	131.43	139.8	2.2	26.7	
ESS 2.5×24×85×17.5		24	85	17.5	143.11	139.8	1.95	26.7	
ESM 2.6×24×75×12.5	2.6	24	75	12.5	117.14	181.33	3.56	31.37	碳钢
ESM 2.6×24×80×14.5		24	80	14.5	128.38	181.33	3.1	31.37	
ESM 2.6×24×85×16.5		24	85	16.5	139.62	181.33	2.75	31.37	
ESM 2.6×24×90×18.5		24	90	18.5	150.86	181.33	2.46	31.37	
ESS 2.6×24×75×12.5	2.6	24	75	12.5	115.49	156.66	3.09	31.37	不锈钢
ESS 2.6×24×80×14.5		24	80	14.5	126.49	156.66	2.7	31.37	
ESS 2.6×24×85×16.5		24	85	16.5	137.48	156.66	2.39	31.37	
ESS 2.6×24×90×18.5		24	90	18.5	148.48	156.66	2.14	31.37	
ESM 2.7×24×75×12.5	2.7	24	75	12.5	113.36	202.52	4.33	36.58	碳钢
ESM 2.7×24×80×14.5		24	80	14.5	124	202.52	3.77	36.58	
ESM 2.7×24×85×16.5		24	85	16.5	134.64	202.52	3.34	36.58	
ESM 2.7×24×90×18.5		24	90	18.5	145.28	202.52	3	36.58	
ESS 2.7×24×75×12.5	2.7	24	75	12.5	111.74	174.76	3.76	36.58	不锈钢
ESS 2.7×24×80×14.5		24	80	14.5	122.14	174.76	3.28	36.58	
ESS 2.7×24×85×16.5		24	85	16.5	132.54	174.76	2.91	36.58	
ESS 2.7×24×90×18.5		24	90	18.5	142.94	174.76	2.61	36.58	
ESM 2.8×24×75×12.5	2.8	24	75	12.5	110.02	225.25	5.22	42.38	碳钢
ESM 2.8×24×80×14.5		24	80	14.5	120.13	225.25	4.56	42.38	
ESM 2.8×24×85×15.5		24	85	15.5	130.24	225.25	4.04	42.38	
ESM 2.8×24×90×17.5		24	90	17.5	140.35	225.25	3.63	42.38	

标准件都为英式钩

M: 碳钢

S: 不锈钢

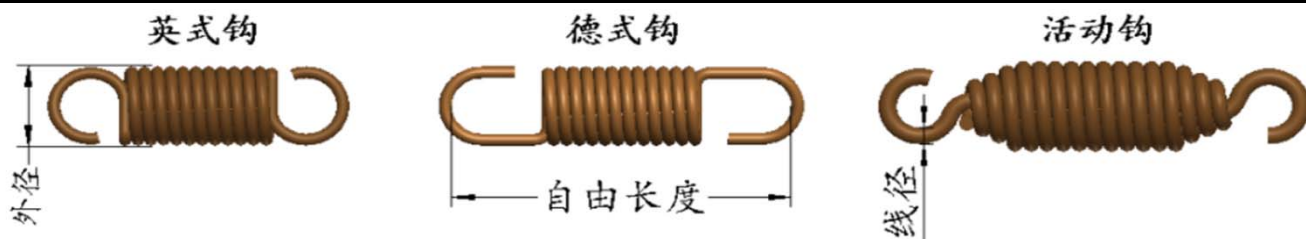


型号	线径 (mm)	外径 (mm)	自由长度 (mm)	总圈数	极限拉伸长度 (mm)	极限载荷 (N)	刚度 (N/mm)	初拉力 (N)	材料
ESS 2.8×24×75×12.5	2.8	24	75	12.5	108.43	194.15	4.54	42.38	不锈钢
ESS 2.8×24×80×14.5		24	80	14.5	118.3	194.15	3.96	42.38	
ESS 2.8×24×85×15.5		24	85	15.5	128.18	194.15	3.52	42.38	
ESS 2.8×24×90×17.5		24	90	17.5	138.05	194.15	3.16	42.38	
ESM 2.9×24×75×11.5	2.9	24	75	11.5	106.9	248.62	6.26	48.8	碳钢
ESM 2.9×24×80×13.5		24	80	13.5	116.52	248.62	5.47	48.8	
ESM 2.9×24×85×15.5		24	85	15.5	126.13	248.62	4.86	48.8	
ESM 2.9×24×90×17.5		24	90	17.5	135.75	248.62	4.37	48.8	
ESS 2.9×24×75×11.5	2.9	24	75	11.5	105.48	214.85	5.45	48.8	不锈钢
ESS 2.9×24×80×13.5		24	80	13.5	114.89	214.85	4.76	48.8	
ESS 2.9×24×85×15.5		24	85	15.5	124.31	214.85	4.22	48.8	
ESS 2.9×24×90×17.5		24	90	17.5	133.72	214.85	3.8	48.8	
ESM 3×24×75×11.5	3	24	75	11.5	104.25	274.46	7.47	55.88	碳钢
ESM 3×24×80×13.5		24	80	13.5	113.46	274.46	6.53	55.88	
ESM 3×24×85×14.5		24	85	14.5	122.66	274.46	5.8	55.88	
ESM 3×24×90×16.5		24	90	16.5	131.86	274.46	5.22	55.88	
ESS 3×24×75×11.5	3	24	75	11.5	102.86	236.89	6.5	55.88	不锈钢
ESS 3×24×80×13.5		24	80	13.5	111.86	236.89	5.68	55.88	
ESS 3×24×85×14.5		24	85	14.5	120.87	236.89	5.05	55.88	
ESS 3×24×90×16.5		24	90	16.5	129.87	236.89	4.54	55.88	
ESM 1.7×25×70×14.5	1.7	25	70	14.5	165.97	50.15	0.48	4.53	碳钢
ESM 1.7×25×75×17.5		25	75	17.5	190.63	50.15	0.39	4.53	
ESM 1.7×25×80×20.5		25	80	20.5	215.28	50.15	0.34	4.53	
ESM 1.7×25×85×23.5		25	85	23.5	239.94	50.15	0.29	4.53	
ESS 1.7×25×70×14.5	1.7	25	70	14.5	167.88	43.3	0.4	4.53	不锈钢
ESS 1.7×25×75×17.5		25	75	17.5	192.91	43.3	0.33	4.53	
ESS 1.7×25×80×20.5		25	80	20.5	217.97	43.3	0.28	4.53	
ESS 1.7×25×85×23.5		25	85	23.5	242.98	43.3	0.25	4.53	

标准件都为英式钩

M: 碳钢

S: 不锈钢

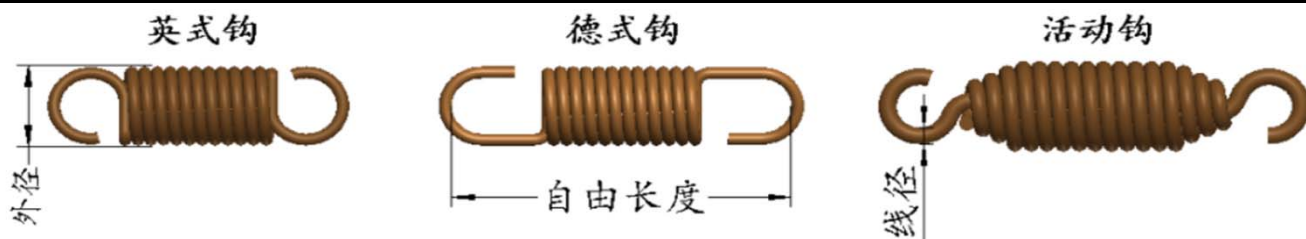


型号	线径 (mm)	外径 (mm)	自由长度 (mm)	总圈数	极限拉伸长度 (mm)	极限载荷 (N)	刚度 (N/mm)	初拉力 (N)	材料
ESM 1.8×25×70×13.5	1.8	25	70	13.5	154.37	59.38	0.63	5.89	碳钢
ESM 1.8×25×75×16.5		25	75	16.5	176.46	59.38	0.53	5.89	
ESM 1.8×25×80×19.5		25	80	19.5	198.55	59.38	0.45	5.89	
ESM 1.8×25×85×22.5		25	85	22.5	220.65	59.38	0.39	5.89	
ESS 1.8×25×70×13.5	1.8	25	70	13.5	155.8	51.21	0.53	5.89	不锈钢
ESS 1.8×25×75×16.5		25	75	16.5	178.18	51.21	0.44	5.89	
ESS 1.8×25×80×19.5		25	80	19.5	200.55	51.21	0.38	5.89	
ESS 1.8×25×85×22.5		25	85	22.5	222.94	51.21	0.33	5.89	
ESM 1.9×25×70×13.5	1.9	25	70	13.5	144.32	69.41	0.83	7.51	碳钢
ESM 1.9×25×75×15.5		25	75	15.5	164.22	69.41	0.69	7.51	
ESM 1.9×25×80×18.5		25	80	18.5	184.12	69.41	0.59	7.51	
ESM 1.9×25×85×21.5		25	85	21.5	204.02	69.41	0.52	7.51	
ESS 1.9×25×70×13.5	1.9	25	70	13.5	145.64	60.01	0.69	7.51	不锈钢
ESS 1.9×25×75×15.5		25	75	15.5	165.8	60.01	0.58	7.51	
ESS 1.9×25×80×18.5		25	80	18.5	185.98	60.01	0.5	7.51	
ESS 1.9×25×85×21.5		25	85	21.5	206.14	60.01	0.43	7.51	
ESM 2×25×70×12.5	2	25	70	12.5	136.09	80.74	1.08	9.43	碳钢
ESM 2×25×75×15.5		25	75	15.5	154.2	80.74	0.9	9.43	
ESM 2×25×80×17.5		25	80	17.5	172.31	80.74	0.77	9.43	
ESM 2×25×85×20.5		25	85	20.5	190.42	80.74	0.68	9.43	
ESS 2×25×70×12.5	2	25	70	12.5	137.06	69.73	0.9	9.43	不锈钢
ESS 2×25×75×15.5		25	75	15.5	155.36	69.73	0.75	9.43	
ESS 2×25×80×17.5		25	80	17.5	173.66	69.73	0.64	9.43	
ESS 2×25×85×20.5		25	85	20.5	191.97	69.73	0.56	9.43	
ESM 2.1×25×70×12.5	2.1	25	70	12.5	129.04	93.22	1.38	11.67	碳钢
ESM 2.1×25×75×14.5		25	75	14.5	145.64	93.22	1.15	11.67	
ESM 2.1×25×80×16.5		25	80	16.5	162.24	93.22	0.99	11.67	
ESM 2.1×25×85×19.5		25	85	19.5	178.83	93.22	0.87	11.67	

标准件都为英式钩

M: 碳钢

S: 不锈钢

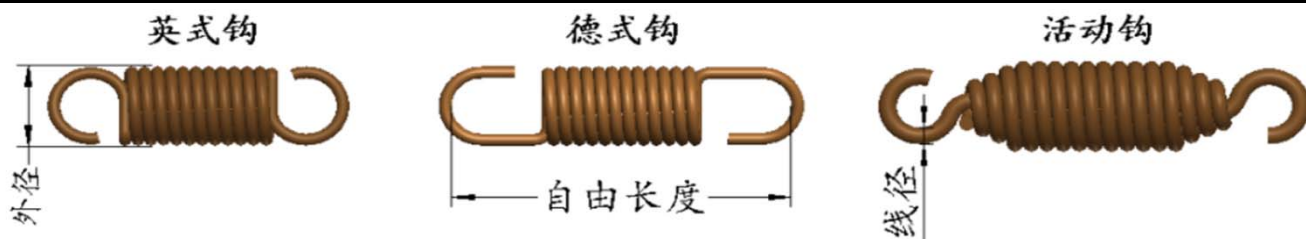


型号	线径 (mm)	外径 (mm)	自由长度 (mm)	总圈数	极限拉伸长度 (mm)	极限载荷 (N)	刚度 (N/mm)	初拉力 (N)	材料
ESS 2.1×25×70×12.5	2.1	25	70	12.5	129.74	80.42	1.15	11.67	不锈钢
ESS 2.1×25×75×14.5		25	75	14.5	146.47	80.42	0.96	11.67	
ESS 2.1×25×80×16.5		25	80	16.5	163.2	80.42	0.83	11.67	
ESS 2.1×25×85×19.5		25	85	19.5	179.93	80.42	0.72	11.67	
ESM 2.2×25×75×13.5	2.2	25	75	13.5	138.04	106.52	1.46	14.26	碳钢
ESM 2.2×25×80×16.5		25	80	16.5	153.29	106.52	1.26	14.26	
ESM 2.2×25×85×18.5		25	85	18.5	168.55	106.52	1.1	14.26	
ESM 2.2×25×90×20.5		25	90	20.5	183.82	106.52	0.98	14.26	
ESS 2.2×25×75×13.5	2.2	25	75	13.5	138.83	92.11	1.22	14.26	不锈钢
ESS 2.2×25×80×16.5		25	80	16.5	154.22	92.11	1.05	14.26	
ESS 2.2×25×85×18.5		25	85	18.5	169.61	92.11	0.92	14.26	
ESS 2.2×25×90×20.5		25	90	20.5	185	92.11	0.82	14.26	
ESM 2.3×25×75×13.5	2.3	25	75	13.5	131.71	121.38	1.84	17.24	碳钢
ESM 2.3×25×80×15.5		25	80	15.5	145.86	121.38	1.58	17.24	
ESM 2.3×25×85×17.5		25	85	17.5	160.01	121.38	1.39	17.24	
ESM 2.3×25×90×19.5		25	90	19.5	174.16	121.38	1.24	17.24	
ESS 2.3×25×75×13.5	2.3	25	75	13.5	132.24	104.85	1.53	17.24	不锈钢
ESS 2.3×25×80×15.5		25	80	15.5	146.48	104.85	1.32	17.24	
ESS 2.3×25×85×17.5		25	85	17.5	160.72	104.85	1.16	17.24	
ESS 2.3×25×90×19.5		25	90	19.5	174.96	104.85	1.03	17.24	
ESM 2.4×25×75×13.5	2.4	25	75	13.5	126.2	137.53	2.28	20.63	碳钢
ESM 2.4×25×80×15.5		25	80	15.5	139.39	137.53	1.97	20.63	
ESM 2.4×25×85×17.5		25	85	17.5	152.59	137.53	1.73	20.63	
ESM 2.4×25×90×19.5		25	90	19.5	165.78	137.53	1.54	20.63	
ESS 2.4×25×75×13.5	2.4	25	75	13.5	126.52	118.66	1.9	20.63	不锈钢
ESS 2.4×25×80×15.5		25	80	15.5	139.77	118.66	1.64	20.63	
ESS 2.4×25×85×17.5		25	85	17.5	153.01	118.66	1.44	20.63	
ESS 2.4×25×90×19.5		25	90	19.5	166.26	118.66	1.29	20.63	

标准件都为英式钩

M: 碳钢

S: 不锈钢

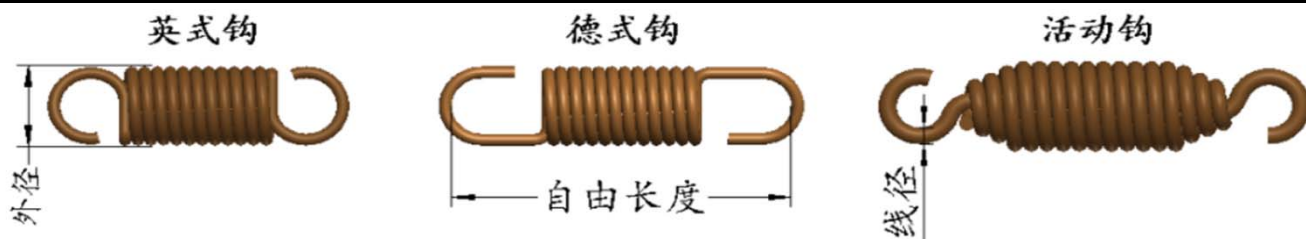


型号	线径 (mm)	外径 (mm)	自由长度 (mm)	总圈数	极限拉伸长度 (mm)	极限载荷 (N)	刚度 (N/mm)	初拉力 (N)	材料
ESM 2.5×25×75×12.5	2.5	25	75	12.5	121.38	155.01	2.81	24.47	碳钢
ESM 2.5×25×80×14.5		25	80	14.5	133.75	155.01	2.43	24.47	
ESM 2.5×25×85×16.5		25	85	16.5	146.11	155.01	2.14	24.47	
ESM 2.5×25×90×18.5		25	90	18.5	158.47	155.01	1.91	24.47	
ESS 2.5×25×75×12.5	2.5	25	75	12.5	121.53	133.59	2.35	24.47	不锈钢
ESS 2.5×25×80×14.5		25	80	14.5	133.91	133.59	2.02	24.47	
ESS 2.5×25×85×16.5		25	85	16.5	146.3	133.59	1.78	24.47	
ESS 2.5×25×90×18.5		25	90	18.5	158.68	133.59	1.59	24.47	
ESM 2.6×25×75×12.5	2.6	25	75	12.5	118.79	173.23	3.3	28.78	碳钢
ESM 2.6×25×80×14.5		25	80	14.5	130.69	173.23	2.85	28.78	
ESM 2.6×25×85×16.5		25	85	16.5	142.58	173.23	2.51	28.78	
ESM 2.6×25×90×17.5		25	90	17.5	154.48	173.23	2.24	28.78	
ESS 2.6×25×75×12.5	2.6	25	75	12.5	117.15	149.67	2.87	28.78	不锈钢
ESS 2.6×25×80×14.5		25	80	14.5	128.78	149.67	2.48	28.78	
ESS 2.6×25×85×16.5		25	85	16.5	140.42	149.67	2.18	28.78	
ESS 2.6×25×90×17.5		25	90	17.5	152.05	149.67	1.95	28.78	
ESM 2.7×25×80×13.5	2.7	25	80	13.5	126.14	193.44	3.46	33.61	碳钢
ESM 2.7×25×85×15.5		25	85	15.5	137.38	193.44	3.05	33.61	
ESM 2.7×25×90×17.5		25	90	17.5	148.61	193.44	2.73	33.61	
ESM 2.7×25×95×19.5		25	95	19.5	159.84	193.44	2.46	33.61	
ESS 2.7×25×80×13.5	2.7	25	80	13.5	124.27	166.93	3.01	33.61	不锈钢
ESS 2.7×25×85×15.5		25	85	15.5	135.24	166.93	2.65	33.61	
ESS 2.7×25×90×17.5		25	90	17.5	146.22	166.93	2.37	33.61	
ESS 2.7×25×95×19.5		25	95	19.5	157.2	166.93	2.14	33.61	
ESM 2.8×25×80×13.5	2.8	25	80	13.5	122.12	215.1	4.18	38.98	碳钢
ESM 2.8×25×85×15.5		25	85	15.5	132.77	215.1	3.69	38.98	
ESM 2.8×25×90×16.5		25	90	16.5	143.42	215.1	3.3	38.98	
ESM 2.8×25×95×18.5		25	95	18.5	154.07	215.1	2.98	38.98	

标准件都为英式钩

M: 碳钢

S: 不锈钢

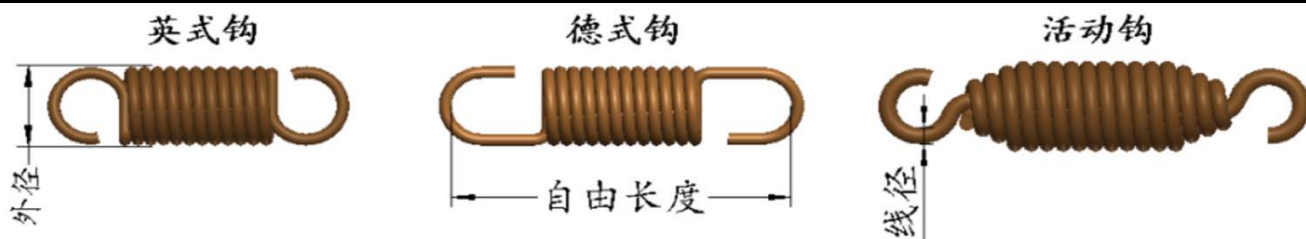


型号	线径 (mm)	外径 (mm)	自由长度 (mm)	总圈数	极限拉伸长度 (mm)	极限载荷 (N)	刚度 (N/mm)	初拉力 (N)	材料
ESS 2.8×25×80×13.5	2.8	25	80	13.5	120.27	185.4	3.64	38.98	不锈钢
ESS 2.8×25×85×15.5		25	85	15.5	130.67	185.4	3.21	38.98	
ESS 2.8×25×90×16.5		25	90	16.5	141.07	185.4	2.87	38.98	
ESS 2.8×25×95×18.5		25	95	18.5	151.47	185.4	2.59	38.98	
ESM 2.9×25×80×12.5	2.9	25	80	12.5	118.36	237.37	5.02	44.94	碳钢
ESM 2.9×25×85×14.5		25	85	14.5	128.47	237.37	4.43	44.94	
ESM 2.9×25×90×16.5		25	90	16.5	138.58	237.37	3.96	44.94	
ESM 2.9×25×95×18.5		25	95	18.5	148.69	237.37	3.58	44.94	
ESS 2.9×25×80×12.5	2.9	25	80	12.5	116.72	205.13	4.36	44.94	不锈钢
ESS 2.9×25×85×14.5		25	85	14.5	126.62	205.13	3.85	44.94	
ESS 2.9×25×90×16.5		25	90	16.5	136.51	205.13	3.44	44.94	
ESS 2.9×25×95×18.5		25	95	18.5	146.4	205.13	3.12	44.94	
ESM 3×25×80×12.5	3	25	80	12.5	115.18	261.99	5.98	51.51	碳钢
ESM 3×25×85×14.5		25	85	14.5	124.83	261.99	5.28	51.51	
ESM 3×25×90×15.5		25	90	15.5	134.49	261.99	4.73	51.51	
ESM 3×25×95×17.5		25	95	17.5	144.14	261.99	4.28	51.51	
ESS 3×25×80×12.5	3	25	80	12.5	113.57	226.13	5.2	51.51	不锈钢
ESS 3×25×85×14.5		25	85	14.5	123.01	226.13	4.59	51.51	
ESS 3×25×90×15.5		25	90	15.5	132.44	226.13	4.11	51.51	
ESS 3×25×95×17.5		25	95	17.5	141.88	226.13	3.72	51.51	
ESM 1.7×26×70×13.5	1.7	26	70	13.5	166.4	48.08	0.46	4.09	碳钢
ESM 1.7×26×75×16.5		26	75	16.5	192.89	48.08	0.37	4.09	
ESM 1.7×26×80×19.5		26	80	19.5	219.41	48.08	0.32	4.09	
ESM 1.7×26×85×22.5		26	85	22.5	245.93	48.08	0.27	4.09	
ESS 1.7×26×70×13.5	1.7	26	70	13.5	168.43	41.52	0.38	4.09	不锈钢
ESS 1.7×26×75×16.5		26	75	16.5	195.37	41.52	0.31	4.09	
ESS 1.7×26×80×19.5		26	80	19.5	222.33	41.52	0.26	4.09	
ESS 1.7×26×85×22.5		26	85	22.5	249.26	41.52	0.23	4.09	

标准件都为英式钩

M: 碳钢

S: 不锈钢

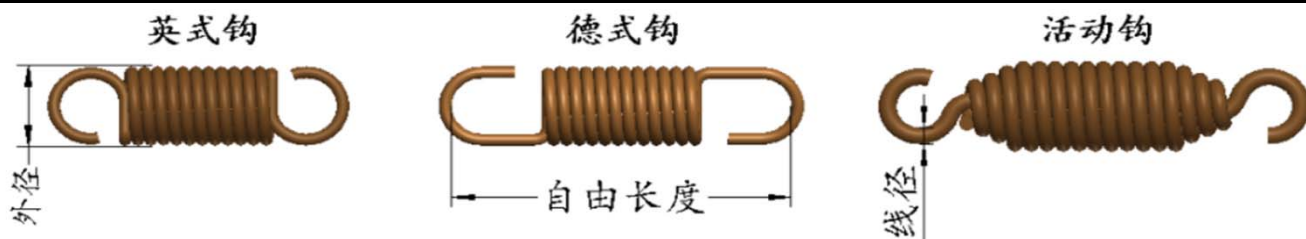


型号	线径 (mm)	外径 (mm)	自由长度 (mm)	总圈数	极限拉伸长度 (mm)	极限载荷 (N)	刚度 (N/mm)	初拉力 (N)	材料
ESM 1.8×26×70×12.5	1.8	26	70	12.5	154.88	56.92	0.61	5.32	碳钢
ESM 1.8×26×75×15.5		26	75	15.5	178.59	56.92	0.5	5.32	
ESM 1.8×26×80×18.5		26	80	18.5	202.3	56.92	0.42	5.32	
ESM 1.8×26×85×20.5		26	85	20.5	226.02	56.92	0.37	5.32	
ESS 1.8×26×70×12.5	1.8	26	70	12.5	156.41	49.1	0.51	5.32	不锈钢
ESS 1.8×26×75×15.5		26	75	15.5	180.45	49.1	0.42	5.32	
ESS 1.8×26×80×18.5		26	80	18.5	204.5	49.1	0.35	5.32	
ESS 1.8×26×85×20.5		26	85	20.5	228.57	49.1	0.3	5.32	
ESM 1.9×26×70×12.5	1.9	26	70	12.5	144.89	66.53	0.8	6.81	碳钢
ESM 1.9×26×75×14.5		26	75	14.5	166.22	66.53	0.65	6.81	
ESM 1.9×26×80×17.5		26	80	17.5	187.55	66.53	0.56	6.81	
ESM 1.9×26×85×19.5		26	85	19.5	208.88	66.53	0.48	6.81	
ESS 1.9×26×70×12.5	1.9	26	70	12.5	146.31	57.52	0.66	6.81	不锈钢
ESS 1.9×26×75×14.5		26	75	14.5	167.95	57.52	0.55	6.81	
ESS 1.9×26×80×17.5		26	80	17.5	189.57	57.52	0.46	6.81	
ESS 1.9×26×85×19.5		26	85	19.5	211.21	57.52	0.4	6.81	
ESM 2×26×70×11.5	2	26	70	11.5	136.7	77.38	1.03	8.57	碳钢
ESM 2×26×75×14.5		26	75	14.5	156.07	77.38	0.85	8.57	
ESM 2×26×80×16.5		26	80	16.5	175.44	77.38	0.72	8.57	
ESM 2×26×85×19.5		26	85	19.5	194.82	77.38	0.63	8.57	
ESS 2×26×70×11.5	2	26	70	11.5	137.76	66.83	0.86	8.57	不锈钢
ESS 2×26×75×14.5		26	75	14.5	157.37	66.83	0.71	8.57	
ESS 2×26×80×16.5		26	80	16.5	176.97	66.83	0.6	8.57	
ESS 2×26×85×19.5		26	85	19.5	196.56	66.83	0.52	8.57	
ESM 2.1×26×70×11.5	2.1	26	70	11.5	129.68	89.32	1.32	10.63	碳钢
ESM 2.1×26×75×13.5		26	75	13.5	147.39	89.32	1.09	10.63	
ESM 2.1×26×80×15.5		26	80	15.5	165.12	89.32	0.92	10.63	
ESM 2.1×26×85×18.5		26	85	18.5	182.84	89.32	0.8	10.63	

标准件都为英式钩

M: 碳钢

S: 不锈钢

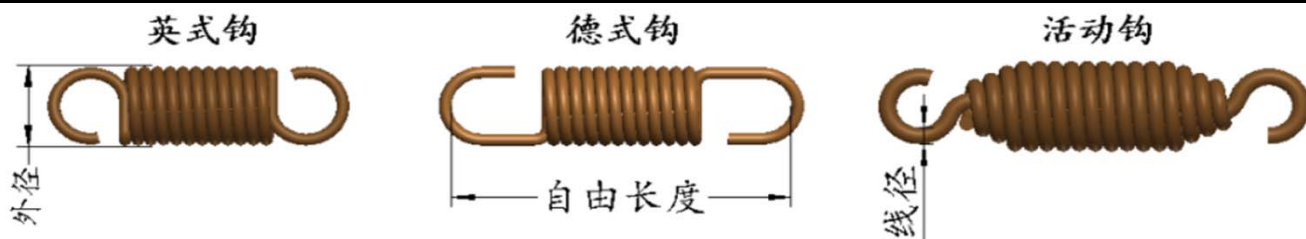


型号	线径 (mm)	外径 (mm)	自由长度 (mm)	总圈数	极限拉伸长度 (mm)	极限载荷 (N)	刚度 (N/mm)	初拉力 (N)	材料
ESS 2.1×26×70×11.5	2.1	26	70	11.5	130.45	77.06	1.1	10.63	不锈钢
ESS 2.1×26×75×13.5		26	75	13.5	148.33	77.06	0.91	10.63	
ESS 2.1×26×80×15.5		26	80	15.5	166.22	77.06	0.77	10.63	
ESS 2.1×26×85×18.5		26	85	18.5	184.1	77.06	0.67	10.63	
ESM 2.2×26×75×13.5	2.2	26	75	13.5	139.68	102.04	1.38	13.02	碳钢
ESM 2.2×26×80×15.5		26	80	15.5	155.94	102.04	1.17	13.02	
ESM 2.2×26×85×17.5		26	85	17.5	172.2	102.04	1.02	13.02	
ESM 2.2×26×90×19.5		26	90	19.5	188.45	102.04	0.9	13.02	
ESS 2.2×26×75×13.5	2.2	26	75	13.5	140.58	88.24	1.15	13.02	不锈钢
ESS 2.2×26×80×15.5		26	80	15.5	157	88.24	0.98	13.02	
ESS 2.2×26×85×17.5		26	85	17.5	173.41	88.24	0.85	13.02	
ESS 2.2×26×90×19.5		26	90	19.5	189.83	88.24	0.75	13.02	
ESM 2.3×26×75×12.5	2.3	26	75	12.5	133.25	116.26	1.73	15.77	碳钢
ESM 2.3×26×80×14.5		26	80	14.5	148.3	116.26	1.47	15.77	
ESM 2.3×26×85×16.5		26	85	16.5	163.35	116.26	1.28	15.77	
ESM 2.3×26×90×19.5		26	90	19.5	178.4	116.26	1.14	15.77	
ESS 2.3×26×75×12.5	2.3	26	75	12.5	133.88	100.42	1.44	15.77	不锈钢
ESS 2.3×26×80×14.5		26	80	14.5	149.04	100.42	1.23	15.77	
ESS 2.3×26×85×16.5		26	85	16.5	164.2	100.42	1.07	15.77	
ESS 2.3×26×90×19.5		26	90	19.5	179.36	100.42	0.95	15.77	
ESM 2.4×26×75×12.5	2.4	26	75	12.5	127.65	131.7	2.14	18.91	碳钢
ESM 2.4×26×80×14.5		26	80	14.5	141.65	131.7	1.83	18.91	
ESM 2.4×26×85×16.5		26	85	16.5	155.65	131.7	1.6	18.91	
ESM 2.4×26×90×18.5		26	90	18.5	169.66	131.7	1.42	18.91	
ESS 2.4×26×75×12.5	2.4	26	75	12.5	128.06	113.63	1.79	18.91	不锈钢
ESS 2.4×26×80×14.5		26	80	14.5	142.13	113.63	1.52	18.91	
ESS 2.4×26×85×16.5		26	85	16.5	156.21	113.63	1.33	18.91	
ESS 2.4×26×90×18.5		26	90	18.5	170.28	113.63	1.18	18.91	

标准件都为英式钩

M: 碳钢

S: 不锈钢

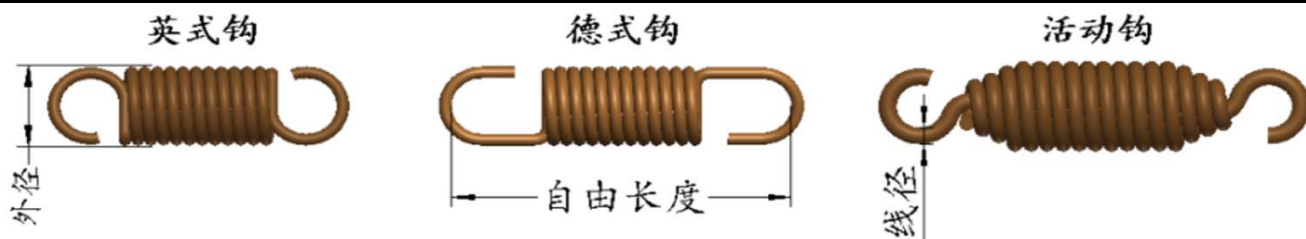


型号	线径 (mm)	外径 (mm)	自由长度 (mm)	总圈数	极限拉伸长度 (mm)	极限载荷 (N)	刚度 (N/mm)	初拉力 (N)	材料
ESM 2.5×26×75×11.5	2.5	26	75	11.5	122.75	148.41	2.64	22.46	碳钢
ESM 2.5×26×80×13.5		26	80	13.5	135.84	148.41	2.26	22.46	
ESM 2.5×26×85×15.5		26	85	15.5	148.94	148.41	1.97	22.46	
ESM 2.5×26×90×17.5		26	90	17.5	162.03	148.41	1.75	22.46	
ESS 2.5×26×75×11.5	2.5	26	75	11.5	122.97	127.9	2.2	22.46	不锈钢
ESS 2.5×26×80×13.5		26	80	13.5	136.1	127.9	1.88	22.46	
ESS 2.5×26×85×15.5		26	85	15.5	149.23	127.9	1.64	22.46	
ESS 2.5×26×90×17.5		26	90	17.5	162.37	127.9	1.46	22.46	
ESM 2.6×26×75×11.5	2.6	26	75	11.5	120.13	165.83	3.09	26.46	碳钢
ESM 2.6×26×80×13.5		26	80	13.5	132.72	165.83	2.64	26.46	
ESM 2.6×26×85×15.5		26	85	15.5	145.3	165.83	2.31	26.46	
ESM 2.6×26×90×17.5		26	90	17.5	157.88	165.83	2.05	26.46	
ESS 2.6×26×75×11.5	2.6	26	75	11.5	118.5	143.27	2.69	26.46	不锈钢
ESS 2.6×26×80×13.5		26	80	13.5	130.81	143.27	2.3	26.46	
ESS 2.6×26×85×15.5		26	85	15.5	143.12	143.27	2.01	26.46	
ESS 2.6×26×90×17.5		26	90	17.5	155.43	143.27	1.79	26.46	
ESM 2.7×26×75×11.5	2.7	26	75	11.5	116.18	185.13	3.74	30.94	碳钢
ESM 2.7×26×80×12.5		26	80	12.5	128.04	185.13	3.21	30.94	
ESM 2.7×26×85×14.5		26	85	14.5	139.89	185.13	2.81	30.94	
ESM 2.7×26×90×16.5		26	90	16.5	151.75	185.13	2.5	30.94	
ESS 2.7×26×75×11.5	2.7	26	75	11.5	114.56	159.76	3.26	30.94	不锈钢
ESS 2.7×26×80×12.5		26	80	12.5	126.15	159.76	2.79	30.94	
ESS 2.7×26×85×14.5		26	85	14.5	137.74	159.76	2.44	30.94	
ESS 2.7×26×90×16.5		26	90	16.5	149.33	159.76	2.17	30.94	
ESM 2.8×26×75×10.5	2.8	26	75	10.5	112.67	205.83	4.51	35.93	碳钢
ESM 2.8×26×80×12.5		26	80	12.5	123.89	205.83	3.87	35.93	
ESM 2.8×26×85×14.5		26	85	14.5	135.11	205.83	3.39	35.93	
ESM 2.8×26×90×16.5		26	90	16.5	146.33	205.83	3.02	35.93	

标准件都为英式钩

M: 碳钢

S: 不锈钢

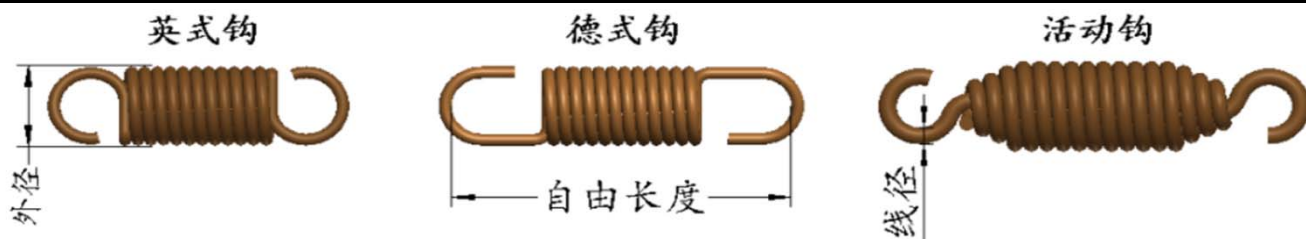


型号	线径 (mm)	外径 (mm)	自由长度 (mm)	总圈数	极限拉伸长度 (mm)	极限载荷 (N)	刚度 (N/mm)	初拉力 (N)	材料
ESS 2.8×26×75×10.5	2.8	26	75	10.5	111.07	177.41	3.92	35.93	不锈钢
ESS 2.8×26×80×12.5		26	80	12.5	122.03	177.41	3.37	35.93	
ESS 2.8×26×85×14.5		26	85	14.5	132.98	177.41	2.95	35.93	
ESS 2.8×26×90×16.5		26	90	16.5	143.94	177.41	2.62	35.93	
ESM 2.9×26×75×10.5	2.9	26	75	10.5	109.38	227.1	5.4	41.46	碳钢
ESM 2.9×26×80×12.5		26	80	12.5	120.01	227.1	4.64	41.46	
ESM 2.9×26×85×13.5		26	85	13.5	130.64	227.1	4.07	41.46	
ESM 2.9×26×90×15.5		26	90	15.5	141.27	227.1	3.62	41.46	
ESS 2.9×26×75×10.5	2.9	26	75	10.5	107.97	196.25	4.7	41.46	不锈钢
ESS 2.9×26×80×12.5		26	80	12.5	118.36	196.25	4.03	41.46	
ESS 2.9×26×85×13.5		26	85	13.5	128.76	196.25	3.54	41.46	
ESS 2.9×26×90×15.5		26	90	15.5	139.16	196.25	3.15	41.46	
ESM 3×26×75×10.5	3	26	75	10.5	106.6	250.6	6.43	47.57	碳钢
ESM 3×26×80×11.5		26	80	11.5	116.72	250.6	5.53	47.57	
ESM 3×26×85×13.5		26	85	13.5	126.85	250.6	4.85	47.57	
ESM 3×26×90×15.5		26	90	15.5	136.98	250.6	4.32	47.57	
ESS 3×26×75×10.5	3	26	75	10.5	105.2	216.3	5.59	47.57	不锈钢
ESS 3×26×80×11.5		26	80	11.5	115.1	216.3	4.81	47.57	
ESS 3×26×85×13.5		26	85	13.5	125	216.3	4.22	47.57	
ESS 3×26×90×15.5		26	90	15.5	134.9	216.3	3.76	47.57	
ESM 1.8×27×70×11.5	1.8	27	70	11.5	154.42	54.66	0.59	4.82	碳钢
ESM 1.8×27×75×14.5		27	75	14.5	179.82	54.66	0.48	4.82	
ESM 1.8×27×80×17.5		27	80	17.5	205.23	54.66	0.4	4.82	
ESM 1.8×27×85×19.5		27	85	19.5	230.65	54.66	0.34	4.82	
ESS 1.8×27×70×11.5	1.8	27	70	11.5	156.03	47.15	0.49	4.82	不锈钢
ESS 1.8×27×75×14.5		27	75	14.5	181.83	47.15	0.4	4.82	
ESS 1.8×27×80×17.5		27	80	17.5	207.64	47.15	0.33	4.82	
ESS 1.8×27×85×19.5		27	85	19.5	233.41	47.15	0.29	4.82	

标准件都为英式钩

M: 碳钢

S: 不锈钢

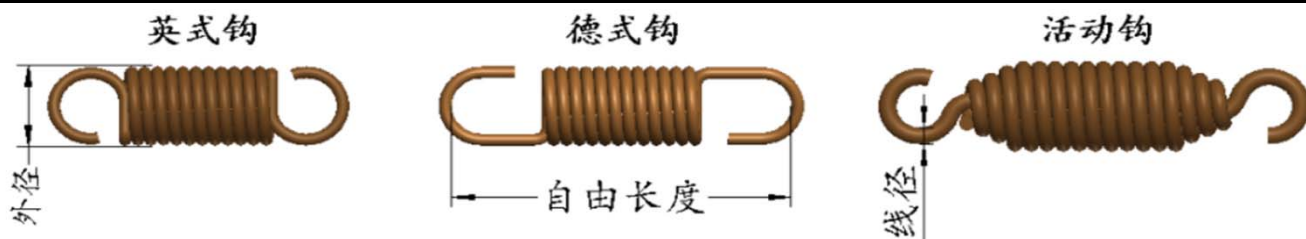


型号	线径 (mm)	外径 (mm)	自由长度 (mm)	总圈数	极限拉伸长度 (mm)	极限载荷 (N)	刚度 (N/mm)	初拉力 (N)	材料
ESM 1.9×27×70×11.5	1.9	27	70	11.5	144.62	63.88	0.77	6.19	碳钢
ESM 1.9×27×75×13.5		27	75	13.5	167.43	63.88	0.62	6.19	
ESM 1.9×27×80×16.5		27	80	16.5	190.25	63.88	0.52	6.19	
ESM 1.9×27×85×18.5		27	85	18.5	213.06	63.88	0.45	6.19	
ESS 1.9×27×70×11.5	1.9	27	70	11.5	146.11	55.23	0.64	6.19	不锈钢
ESS 1.9×27×75×13.5		27	75	13.5	169.28	55.23	0.52	6.19	
ESS 1.9×27×80×16.5		27	80	16.5	192.46	55.23	0.44	6.19	
ESS 1.9×27×85×18.5		27	85	18.5	215.64	55.23	0.38	6.19	
ESM 2×27×75×13.5	2	27	75	13.5	157.24	74.29	0.81	7.81	碳钢
ESM 2×27×80×15.5		27	80	15.5	177.93	74.29	0.68	7.81	
ESM 2×27×85×18.5		27	85	18.5	198.64	74.29	0.59	7.81	
ESM 2×27×90×20.5		27	90	20.5	219.33	74.29	0.51	7.81	
ESS 2×27×75×13.5	2	27	75	13.5	158.65	64.16	0.67	7.81	不锈钢
ESS 2×27×80×15.5		27	80	15.5	179.63	64.16	0.57	7.81	
ESS 2×27×85×18.5		27	85	18.5	200.59	64.16	0.49	7.81	
ESS 2×27×90×20.5		27	90	20.5	221.56	64.16	0.43	7.81	
ESM 2.1×27×75×12.5	2.1	27	75	12.5	148.54	85.74	1.03	9.71	碳钢
ESM 2.1×27×80×14.5		27	80	14.5	167.44	85.74	0.87	9.71	
ESM 2.1×27×85×17.5		27	85	17.5	186.33	85.74	0.75	9.71	
ESM 2.1×27×90×19.5		27	90	19.5	205.23	85.74	0.66	9.71	
ESS 2.1×27×75×12.5	2.1	27	75	12.5	149.59	73.96	0.86	9.71	不锈钢
ESS 2.1×27×80×14.5		27	80	14.5	168.68	73.96	0.72	9.71	
ESS 2.1×27×85×17.5		27	85	17.5	187.78	73.96	0.63	9.71	
ESS 2.1×27×90×19.5		27	90	19.5	206.87	73.96	0.55	9.71	
ESM 2.2×27×75×12.5	2.2	27	75	12.5	140.78	97.93	1.31	11.92	碳钢
ESM 2.2×27×80×14.5		27	80	14.5	158.09	97.93	1.1	11.92	
ESM 2.2×27×85×16.5		27	85	16.5	175.4	97.93	0.95	11.92	
ESM 2.2×27×90×18.5		27	90	18.5	192.71	97.93	0.84	11.92	

标准件都为英式钩

M: 碳钢

S: 不锈钢

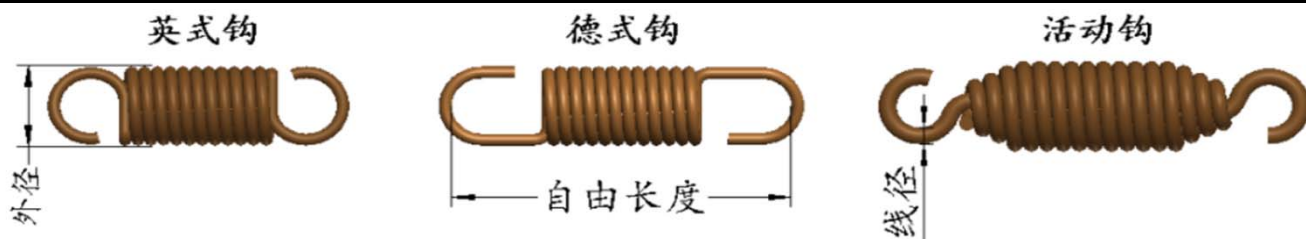


型号	线径 (mm)	外径 (mm)	自由长度 (mm)	总圈数	极限拉伸长度 (mm)	极限载荷 (N)	刚度 (N/mm)	初拉力 (N)	材料
ESS 2.2×27×75×12.5	2.2	27	75	12.5	141.79	84.69	1.09	11.92	不锈钢
ESS 2.2×27×80×14.5		27	80	14.5	159.28	84.69	0.92	11.92	
ESS 2.2×27×85×16.5		27	85	16.5	176.78	84.69	0.79	11.92	
ESS 2.2×27×90×18.5		27	90	18.5	194.27	84.69	0.7	11.92	
ESM 2.3×27×80×13.5	2.3	27	80	13.5	150.3	111.55	1.38	14.46	碳钢
ESM 2.3×27×85×16.5		27	85	16.5	166.3	111.55	1.19	14.46	
ESM 2.3×27×90×18.5		27	90	18.5	182.29	111.55	1.05	14.46	
ESM 2.3×27×95×20.5		27	95	20.5	198.28	111.55	0.94	14.46	
ESS 2.3×27×80×13.5	2.3	27	80	13.5	151.16	96.36	1.15	14.46	不锈钢
ESS 2.3×27×85×16.5		27	85	16.5	167.29	96.36	1	14.46	
ESS 2.3×27×90×18.5		27	90	18.5	183.42	96.36	0.88	14.46	
ESS 2.3×27×95×20.5		27	95	20.5	199.55	96.36	0.78	14.46	
ESM 2.4×27×80×13.5	2.4	27	80	13.5	143.53	126.35	1.72	17.36	碳钢
ESM 2.4×27×85×15.5		27	85	15.5	158.38	126.35	1.49	17.36	
ESM 2.4×27×90×17.5		27	90	17.5	173.23	126.35	1.31	17.36	
ESM 2.4×27×95×19.5		27	95	19.5	188.09	126.35	1.17	17.36	
ESS 2.4×27×80×13.5	2.4	27	80	13.5	144.11	109.01	1.43	17.36	不锈钢
ESS 2.4×27×85×15.5		27	85	15.5	159.05	109.01	1.24	17.36	
ESS 2.4×27×90×17.5		27	90	17.5	173.99	109.01	1.09	17.36	
ESS 2.4×27×95×19.5		27	95	19.5	188.93	109.01	0.98	17.36	
ESM 2.5×27×80×13.5	2.5	27	80	13.5	137.6	142.35	2.11	20.66	碳钢
ESM 2.5×27×85×15.5		27	85	15.5	151.46	142.35	1.83	20.66	
ESM 2.5×27×90×17.5		27	90	17.5	165.32	142.35	1.62	20.66	
ESM 2.5×27×95×19.5		27	95	19.5	179.18	142.35	1.45	20.66	
ESS 2.5×27×80×13.5	2.5	27	80	13.5	137.95	122.68	1.76	20.66	不锈钢
ESS 2.5×27×85×15.5		27	85	15.5	151.86	122.68	1.53	20.66	
ESS 2.5×27×90×17.5		27	90	17.5	165.78	122.68	1.35	20.66	
ESS 2.5×27×95×19.5		27	95	19.5	179.69	122.68	1.2	20.66	

标准件都为英式钩

M: 碳钢

S: 不锈钢

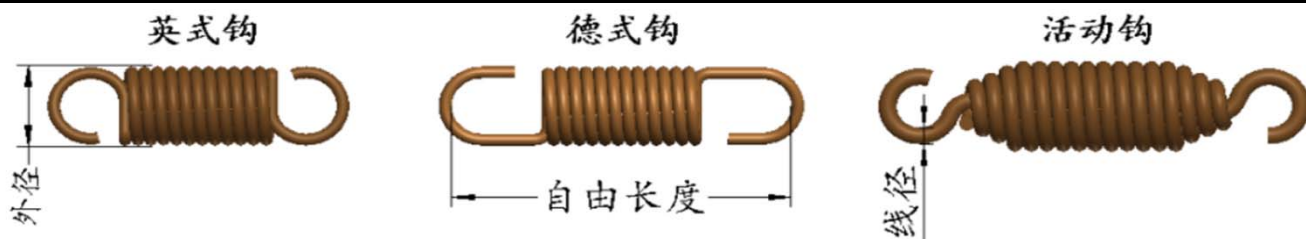


型号	线径 (mm)	外径 (mm)	自由长度 (mm)	总圈数	极限拉伸长度 (mm)	极限载荷 (N)	刚度 (N/mm)	初拉力 (N)	材料
ESM 2.6×27×80×12.5	2.6	27	80	12.5	134.43	159.03	2.47	24.37	碳钢
ESM 2.6×27×85×14.5		27	85	14.5	147.73	159.03	2.15	24.37	
ESM 2.6×27×90×16.5		27	90	16.5	161.04	159.03	1.9	24.37	
ESM 2.6×27×95×18.5		27	95	18.5	174.35	159.03	1.7	24.37	
ESS 2.6×27×80×12.5	2.6	27	80	12.5	132.54	137.4	2.15	24.37	不锈钢
ESS 2.6×27×85×14.5		27	85	14.5	145.56	137.4	1.87	24.37	
ESS 2.6×27×90×16.5		27	90	16.5	158.58	137.4	1.65	24.37	
ESS 2.6×27×95×18.5		27	95	18.5	171.59	137.4	1.48	24.37	
ESM 2.7×27×85×14.5	2.7	27	85	14.5	142.16	177.51	2.61	28.54	碳钢
ESM 2.7×27×90×15.5		27	90	15.5	154.67	177.51	2.3	28.54	
ESM 2.7×27×95×17.5		27	95	17.5	167.19	177.51	2.06	28.54	
ESM 2.7×27×100×19.5		27	100	19.5	179.71	177.51	1.87	28.54	
ESS 2.7×27×85×14.5	2.7	27	85	14.5	140	153.19	2.27	28.54	不锈钢
ESS 2.7×27×90×15.5		27	90	15.5	152.23	153.19	2	28.54	
ESS 2.7×27×95×17.5		27	95	17.5	164.46	153.19	1.79	28.54	
ESS 2.7×27×100×19.5		27	100	19.5	176.7	153.19	1.63	28.54	
ESM 2.8×27×85×13.5	2.8	27	85	13.5	137.22	197.32	3.14	33.18	碳钢
ESM 2.8×27×90×15.5		27	90	15.5	149.03	197.32	2.78	33.18	
ESM 2.8×27×95×17.5		27	95	17.5	160.86	197.32	2.49	33.18	
ESM 2.8×27×100×19.5		27	100	19.5	172.68	197.32	2.26	33.18	
ESS 2.8×27×85×13.5	2.8	27	85	13.5	135.08	170.08	2.73	33.18	不锈钢
ESS 2.8×27×90×15.5		27	90	15.5	146.62	170.08	2.42	33.18	
ESS 2.8×27×95×17.5		27	95	17.5	158.16	170.08	2.17	33.18	
ESS 2.8×27×100×19.5		27	100	19.5	169.71	170.08	1.96	33.18	
ESM 2.9×27×85×13.5	2.9	27	85	13.5	132.6	217.67	3.77	38.33	碳钢
ESM 2.9×27×90×15.5		27	90	15.5	143.77	217.67	3.34	38.33	
ESM 2.9×27×95×16.5		27	95	16.5	154.95	217.67	2.99	38.33	
ESM 2.9×27×100×18.5		27	100	18.5	166.13	217.67	2.71	38.33	

标准件都为英式钩

M: 碳钢

S: 不锈钢

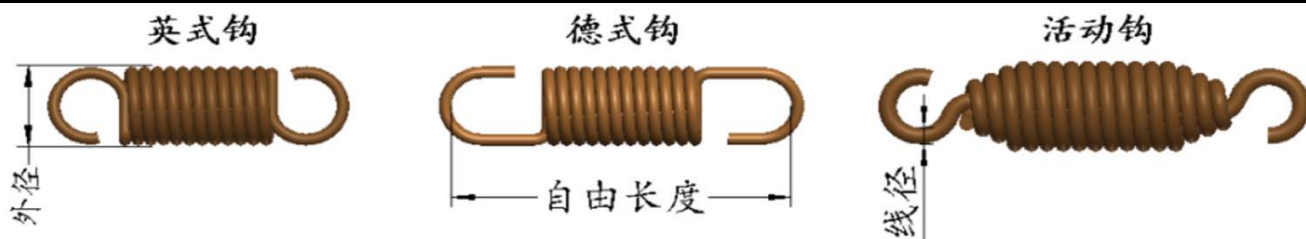


型号	线径 (mm)	外径 (mm)	自由长度 (mm)	总圈数	极限拉伸长度 (mm)	极限载荷 (N)	刚度 (N/mm)	初拉力 (N)	材料
ESS 2.9×27×85×13.5	2.9	27	85	13.5	130.71	188.1	3.28	38.33	不锈钢
ESS 2.9×27×90×15.5		27	90	15.5	141.64	188.1	2.9	38.33	
ESS 2.9×27×95×16.5		27	95	16.5	152.57	188.1	2.6	38.33	
ESS 2.9×27×100×18.5		27	100	18.5	163.51	188.1	2.36	38.33	
ESM 3×27×85×12.5	3	27	85	12.5	128.69	240.16	4.49	44.02	碳钢
ESM 3×27×90×14.5		27	90	14.5	139.32	240.16	3.98	44.02	
ESM 3×27×95×16.5		27	95	16.5	149.95	240.16	3.57	44.02	
ESM 3×27×100×17.5		27	100	17.5	160.58	240.16	3.24	44.02	
ESS 3×27×85×12.5	3	27	85	12.5	126.82	207.28	3.9	44.02	不锈钢
ESS 3×27×90×14.5		27	90	14.5	137.21	207.28	3.46	44.02	
ESS 3×27×95×16.5		27	95	16.5	147.6	207.28	3.1	44.02	
ESS 3×27×100×17.5		27	100	17.5	157.99	207.28	2.82	44.02	
ESM 1.9×28×75×12.5	1.9	28	75	12.5	167.77	61.43	0.6	5.63	碳钢
ESM 1.9×28×80×15.5		28	80	15.5	192.14	61.43	0.5	5.63	
ESM 1.9×28×85×17.5		28	85	17.5	216.52	61.43	0.42	5.63	
ESM 1.9×28×90×20.5		28	90	20.5	240.9	61.43	0.37	5.63	
ESS 1.9×28×75×12.5	1.9	28	75	12.5	169.72	53.11	0.5	5.63	不锈钢
ESS 1.9×28×80×15.5		28	80	15.5	194.5	53.11	0.41	5.63	
ESS 1.9×28×85×17.5		28	85	17.5	219.29	53.11	0.35	5.63	
ESS 1.9×28×90×20.5		28	90	20.5	244.07	53.11	0.31	5.63	
ESM 2×28×75×12.5	2	28	75	12.5	157.66	71.43	0.78	7.12	碳钢
ESM 2×28×80×14.5		28	80	14.5	179.75	71.43	0.64	7.12	
ESM 2×28×85×17.5		28	85	17.5	201.81	71.43	0.55	7.12	
ESM 2×28×90×19.5		28	90	19.5	223.89	71.43	0.48	7.12	
ESS 2×28×75×12.5	2	28	75	12.5	159.17	61.69	0.65	7.12	不锈钢
ESS 2×28×80×14.5		28	80	14.5	181.56	61.69	0.54	7.12	
ESS 2×28×85×17.5		28	85	17.5	203.96	61.69	0.46	7.12	
ESS 2×28×90×19.5		28	90	19.5	226.35	61.69	0.4	7.12	

标准件都为英式钩

M: 碳钢

S: 不锈钢

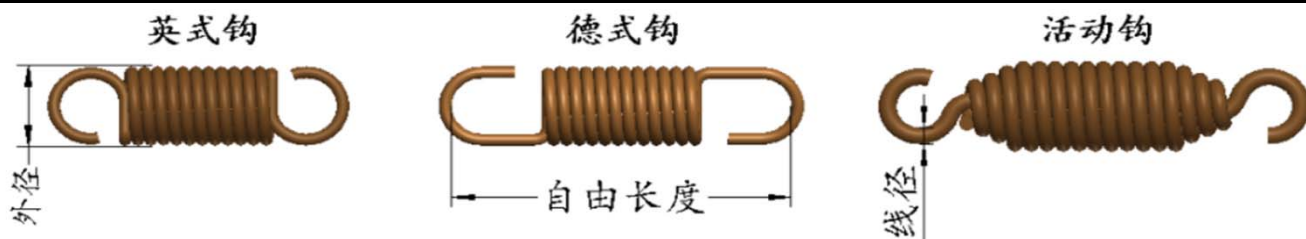


型号	线径 (mm)	外径 (mm)	自由长度 (mm)	总圈数	极限拉伸长度 (mm)	极限载荷 (N)	刚度 (N/mm)	初拉力 (N)	材料
ESM 2.1×28×75×11.5	2.1	28	75	11.5	149.01	82.43	0.99	8.88	碳钢
ESM 2.1×28×80×14.5		28	80	14.5	169.14	82.43	0.83	8.88	
ESM 2.1×28×85×16.5		28	85	16.5	189.27	82.43	0.71	8.88	
ESM 2.1×28×90×18.5		28	90	18.5	209.4	82.43	0.62	8.88	
ESS 2.1×28×75×11.5	2.1	28	75	11.5	150.15	71.11	0.83	8.88	不锈钢
ESS 2.1×28×80×14.5		28	80	14.5	170.5	71.11	0.69	8.88	
ESS 2.1×28×85×16.5		28	85	16.5	190.87	71.11	0.59	8.88	
ESS 2.1×28×90×18.5		28	90	18.5	211.23	71.11	0.51	8.88	
ESM 2.2×28×80×13.5	2.2	28	80	13.5	159.7	94.13	1.04	10.92	碳钢
ESM 2.2×28×85×15.5		28	85	15.5	178.1	94.13	0.89	10.92	
ESM 2.2×28×90×18.5		28	90	18.5	196.52	94.13	0.78	10.92	
ESM 2.2×28×95×20.5		28	95	20.5	214.92	94.13	0.69	10.92	
ESS 2.2×28×80×13.5	2.2	28	80	13.5	161.01	81.4	0.87	10.92	不锈钢
ESS 2.2×28×85×15.5		28	85	15.5	179.63	81.4	0.74	10.92	
ESS 2.2×28×90×18.5		28	90	18.5	198.27	81.4	0.65	10.92	
ESS 2.2×28×95×20.5		28	95	20.5	216.9	81.4	0.58	10.92	
ESM 2.3×28×80×13.5	2.3	28	80	13.5	151.83	107.21	1.31	13.28	碳钢
ESM 2.3×28×85×15.5		28	85	15.5	168.8	107.21	1.12	13.28	
ESM 2.3×28×90×17.5		28	90	17.5	185.78	107.21	0.98	13.28	
ESM 2.3×28×95×19.5		28	95	19.5	202.76	107.21	0.87	13.28	
ESS 2.3×28×80×13.5	2.3	28	80	13.5	152.79	92.61	1.09	13.28	不锈钢
ESS 2.3×28×85×15.5		28	85	15.5	169.93	92.61	0.93	13.28	
ESS 2.3×28×90×17.5		28	90	17.5	187.07	92.61	0.82	13.28	
ESS 2.3×28×95×19.5		28	95	19.5	204.22	92.61	0.73	13.28	
ESM 2.4×28×80×12.5	2.4	28	80	12.5	144.97	121.41	1.62	15.97	碳钢
ESM 2.4×28×85×14.5		28	85	14.5	160.71	121.41	1.39	15.97	
ESM 2.4×28×90×16.5		28	90	16.5	176.46	121.41	1.22	15.97	
ESM 2.4×28×95×18.5		28	95	18.5	192.2	121.41	1.08	15.97	

标准件都为英式钩

M: 碳钢

S: 不锈钢

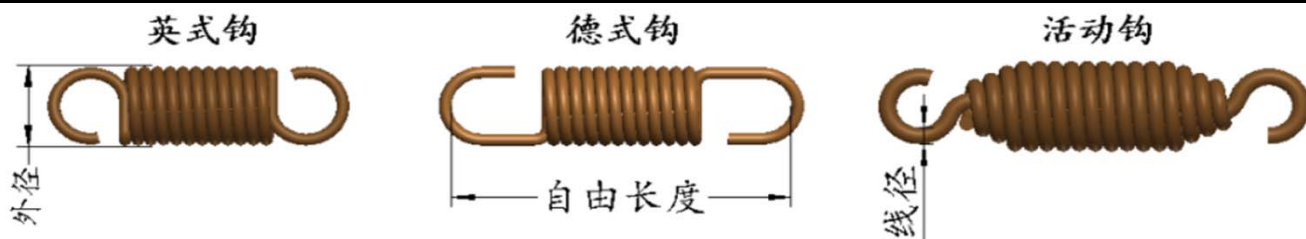


型号	线径 (mm)	外径 (mm)	自由长度 (mm)	总圈数	极限拉伸长度 (mm)	极限载荷 (N)	刚度 (N/mm)	初拉力 (N)	材料
ESS 2.4×28×80×12.5	2.4	28	80	12.5	145.65	104.76	1.35	15.97	不锈钢
ESS 2.4×28×85×14.5		28	85	14.5	161.51	104.76	1.16	15.97	
ESS 2.4×28×90×16.5		28	90	16.5	177.36	104.76	1.02	15.97	
ESS 2.4×28×95×18.5		28	95	18.5	193.21	104.76	0.9	15.97	
ESM 2.5×28×80×12.5	2.5	28	80	12.5	138.97	136.77	2	19.03	碳钢
ESM 2.5×28×85×14.5		28	85	14.5	153.63	136.77	1.72	19.03	
ESM 2.5×28×90×16.5		28	90	16.5	168.3	136.77	1.5	19.03	
ESM 2.5×28×95×18.5		28	95	18.5	182.97	136.77	1.34	19.03	
ESS 2.5×28×80×12.5	2.5	28	80	12.5	139.4	117.87	1.66	19.03	不锈钢
ESS 2.5×28×85×14.5		28	85	14.5	154.14	117.87	1.43	19.03	
ESS 2.5×28×90×16.5		28	90	16.5	168.88	117.87	1.25	19.03	
ESS 2.5×28×95×18.5		28	95	18.5	183.62	117.87	1.12	19.03	
ESM 2.6×28×85×13.5	2.6	28	85	13.5	149.84	152.77	2.01	22.49	碳钢
ESM 2.6×28×90×15.5		28	90	15.5	163.91	152.77	1.76	22.49	
ESM 2.6×28×95×17.5		28	95	17.5	177.98	152.77	1.57	22.49	
ESM 2.6×28×100×19.5		28	100	19.5	192.04	152.77	1.42	22.49	
ESS 2.6×28×85×13.5	2.6	28	85	13.5	147.67	131.99	1.75	22.49	不锈钢
ESS 2.6×28×90×15.5		28	90	15.5	161.44	131.99	1.53	22.49	
ESS 2.6×28×95×17.5		28	95	17.5	175.2	131.99	1.37	22.49	
ESS 2.6×28×100×19.5		28	100	19.5	188.96	131.99	1.23	22.49	
ESM 2.7×28×85×13.5	2.7	28	85	13.5	144.13	170.5	2.44	26.36	碳钢
ESM 2.7×28×90×15.5		28	90	15.5	157.34	170.5	2.14	26.36	
ESM 2.7×28×95×17.5		28	95	17.5	170.54	170.5	1.91	26.36	
ESM 2.7×28×100×18.5		28	100	18.5	183.75	170.5	1.72	26.36	
ESS 2.7×28×85×13.5	2.7	28	85	13.5	141.98	147.13	2.12	26.36	不锈钢
ESS 2.7×28×90×15.5		28	90	15.5	154.89	147.13	1.86	26.36	
ESS 2.7×28×95×17.5		28	95	17.5	167.79	147.13	1.66	26.36	
ESS 2.7×28×100×18.5		28	100	18.5	180.7	147.13	1.5	26.36	

标准件都为英式钩

M: 碳钢

S: 不锈钢

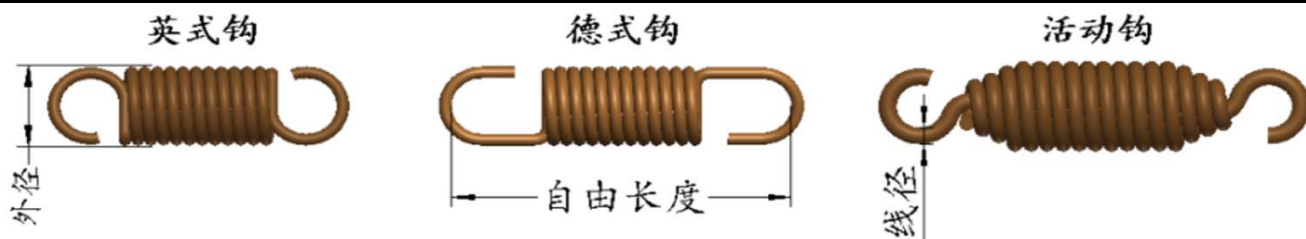


型号	线径 (mm)	外径 (mm)	自由长度 (mm)	总圈数	极限拉伸长度 (mm)	极限载荷 (N)	刚度 (N/mm)	初拉力 (N)	材料
ESM 2.8×28×85×12.5	2.8	28	85	12.5	139.06	189.49	2.94	30.69	碳钢
ESM 2.8×28×90×14.5		28	90	14.5	151.51	189.49	2.58	30.69	
ESM 2.8×28×95×16.5		28	95	16.5	163.96	189.49	2.3	30.69	
ESM 2.8×28×100×18.5		28	100	18.5	176.41	189.49	2.08	30.69	
ESS 2.8×28×85×12.5	2.8	28	85	12.5	136.93	163.33	2.55	30.69	不锈钢
ESS 2.8×28×90×14.5		28	90	14.5	149.08	163.33	2.25	30.69	
ESS 2.8×28×95×16.5		28	95	16.5	161.24	163.33	2	30.69	
ESS 2.8×28×100×18.5		28	100	18.5	173.4	163.33	1.81	30.69	
ESM 2.9×28×85×12.5	2.9	28	85	12.5	134.32	209	3.52	35.49	碳钢
ESM 2.9×28×90×14.5		28	90	14.5	146.07	209	3.09	35.49	
ESM 2.9×28×95×16.5		28	95	16.5	157.82	209	2.76	35.49	
ESM 2.9×28×100×17.5		28	100	17.5	169.57	209	2.49	35.49	
ESS 2.9×28×85×12.5	2.9	28	85	12.5	132.44	180.61	3.06	35.49	不锈钢
ESS 2.9×28×90×14.5		28	90	14.5	143.93	180.61	2.69	35.49	
ESS 2.9×28×95×16.5		28	95	16.5	155.42	180.61	2.4	35.49	
ESS 2.9×28×100×17.5		28	100	17.5	166.92	180.61	2.17	35.49	
ESM 3×28×85×12.5	3	28	85	12.5	130.31	230.55	4.19	40.81	碳钢
ESM 3×28×90×13.5		28	90	13.5	141.46	230.55	3.69	40.81	
ESM 3×28×95×15.5		28	95	15.5	152.62	230.55	3.29	40.81	
ESM 3×28×100×17.5		28	100	17.5	163.77	230.55	2.98	40.81	
ESS 3×28×85×12.5	3	28	85	12.5	128.44	198.99	3.64	40.81	不锈钢
ESS 3×28×90×13.5		28	90	13.5	139.34	198.99	3.21	40.81	
ESS 3×28×95×15.5		28	95	15.5	150.24	198.99	2.86	40.81	
ESS 3×28×100×17.5		28	100	17.5	161.14	198.99	2.59	40.81	
ESM 2×29×80×13.5	2	29	80	13.5	180.75	68.78	0.62	6.51	碳钢
ESM 2×29×85×16.5		29	85	16.5	204.28	68.78	0.52	6.51	
ESM 2×29×90×18.5		29	90	18.5	227.81	68.78	0.45	6.51	
ESM 2×29×95×21.5		29	95	21.5	251.31	68.78	0.4	6.51	

标准件都为英式钩

M: 碳钢

S: 不锈钢

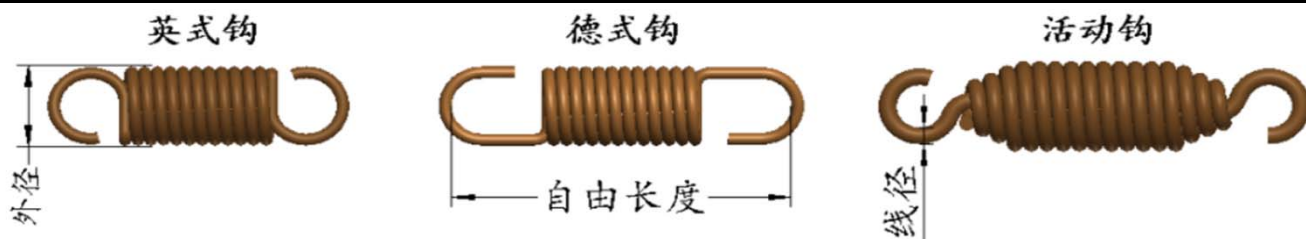


型号	线径 (mm)	外径 (mm)	自由长度 (mm)	总圈数	极限拉伸长度 (mm)	极限载荷 (N)	刚度 (N/mm)	初拉力 (N)	材料
ESS 2×29×80×13.5	2	29	80	13.5	182.69	59.4	0.52	6.51	不锈钢
ESS 2×29×85×16.5		29	85	16.5	206.57	59.4	0.44	6.51	
ESS 2×29×90×18.5		29	90	18.5	230.45	59.4	0.38	6.51	
ESS 2×29×95×21.5		29	95	21.5	254.32	59.4	0.33	6.51	
ESM 2.1×29×80×13.5	2.1	29	80	13.5	170.15	79.36	0.79	8.13	碳钢
ESM 2.1×29×85×15.5		29	85	15.5	191.57	79.36	0.67	8.13	
ESM 2.1×29×90×17.5		29	90	17.5	212.98	79.36	0.58	8.13	
ESM 2.1×29×95×20.5		29	95	20.5	234.4	79.36	0.51	8.13	
ESS 2.1×29×80×13.5	2.1	29	80	13.5	171.64	68.46	0.66	8.13	不锈钢
ESS 2.1×29×85×15.5		29	85	15.5	193.32	68.46	0.56	8.13	
ESS 2.1×29×90×17.5		29	90	17.5	214.99	68.46	0.48	8.13	
ESS 2.1×29×95×20.5		29	95	20.5	236.69	68.46	0.43	8.13	
ESM 2.2×29×80×12.5	2.2	29	80	12.5	160.7	90.62	1	10.02	碳钢
ESM 2.2×29×85×14.5		29	85	14.5	180.26	90.62	0.85	10.02	
ESM 2.2×29×90×17.5		29	90	17.5	199.81	90.62	0.73	10.02	
ESM 2.2×29×95×19.5		29	95	19.5	219.36	90.62	0.65	10.02	
ESS 2.2×29×80×12.5	2.2	29	80	12.5	162.11	78.37	0.83	10.02	不锈钢
ESS 2.2×29×85×14.5		29	85	14.5	181.93	78.37	0.71	10.02	
ESS 2.2×29×90×17.5		29	90	17.5	201.75	78.37	0.61	10.02	
ESS 2.2×29×95×19.5		29	95	19.5	221.54	78.37	0.54	10.02	
ESM 2.3×29×80×12.5	2.3	29	80	12.5	152.81	103.2	1.25	12.21	碳钢
ESM 2.3×29×85×14.5		29	85	14.5	170.82	103.2	1.06	12.21	
ESM 2.3×29×90×16.5		29	90	16.5	188.84	103.2	0.92	12.21	
ESM 2.3×29×95×18.5		29	95	18.5	206.85	103.2	0.81	12.21	
ESS 2.3×29×80×12.5	2.3	29	80	12.5	153.88	89.14	1.04	12.21	不锈钢
ESS 2.3×29×85×14.5		29	85	14.5	172.08	89.14	0.88	12.21	
ESS 2.3×29×90×16.5		29	90	16.5	190.28	89.14	0.77	12.21	
ESS 2.3×29×95×18.5		29	95	18.5	208.47	89.14	0.68	12.21	

标准件都为英式钩

M: 碳钢

S: 不锈钢

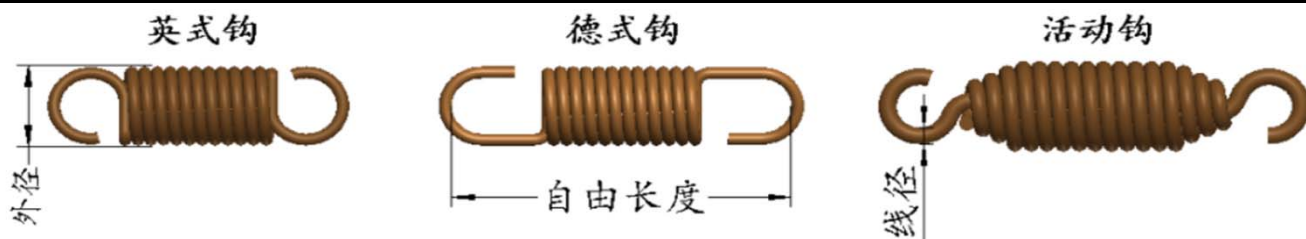


型号	线径 (mm)	外径 (mm)	自由长度 (mm)	总圈数	极限拉伸长度 (mm)	极限载荷 (N)	刚度 (N/mm)	初拉力 (N)	材料
ESM 2.4×29×85×13.5	2.4	29	85	13.5	162.6	116.85	1.32	14.71	碳钢
ESM 2.4×29×90×15.5		29	90	15.5	179.28	116.85	1.14	14.71	
ESM 2.4×29×95×18.5		29	95	18.5	195.95	116.85	1.01	14.71	
ESM 2.4×29×100×20.5		29	100	20.5	212.62	116.85	0.91	14.71	
ESS 2.4×29×85×13.5	2.4	29	85	13.5	163.51	100.82	1.1	14.71	不锈钢
ESS 2.4×29×90×15.5		29	90	15.5	180.31	100.82	0.95	14.71	
ESS 2.4×29×95×18.5		29	95	18.5	197.13	100.82	0.84	14.71	
ESS 2.4×29×100×20.5		29	100	20.5	213.94	100.82	0.76	14.71	
ESM 2.5×29×85×13.5	2.5	29	85	13.5	155.41	131.61	1.62	17.56	碳钢
ESM 2.5×29×90×15.5		29	90	15.5	170.92	131.61	1.41	17.56	
ESM 2.5×29×95×17.5		29	95	17.5	186.43	131.61	1.25	17.56	
ESM 2.5×29×100×19.5		29	100	19.5	201.94	131.61	1.12	17.56	
ESS 2.5×29×85×13.5	2.5	29	85	13.5	156.02	113.42	1.35	17.56	不锈钢
ESS 2.5×29×90×15.5		29	90	15.5	171.62	113.42	1.17	17.56	
ESS 2.5×29×95×17.5		29	95	17.5	187.22	113.42	1.04	17.56	
ESS 2.5×29×100×19.5		29	100	19.5	202.82	113.42	0.93	17.56	
ESM 2.6×29×85×12.5	2.6	29	85	12.5	151.58	146.98	1.9	20.78	碳钢
ESM 2.6×29×90×14.5		29	90	14.5	166.45	146.98	1.65	20.78	
ESM 2.6×29×95×16.5		29	95	16.5	181.31	146.98	1.46	20.78	
ESM 2.6×29×100×18.5		29	100	18.5	196.16	146.98	1.31	20.78	
ESS 2.6×29×85×12.5	2.6	29	85	12.5	149.44	126.99	1.65	20.78	不锈钢
ESS 2.6×29×90×14.5		29	90	14.5	163.98	126.99	1.44	20.78	
ESS 2.6×29×95×16.5		29	95	16.5	178.53	126.99	1.27	20.78	
ESS 2.6×29×100×18.5		29	100	18.5	193.07	126.99	1.14	20.78	
ESM 2.7×29×85×12.5	2.7	29	85	12.5	145.77	164.02	2.3	24.39	碳钢
ESM 2.7×29×90×14.5		29	90	14.5	159.7	164.02	2	24.39	
ESM 2.7×29×95×16.5		29	95	16.5	173.63	164.02	1.78	24.39	
ESM 2.7×29×100×18.5		29	100	18.5	187.56	164.02	1.59	24.39	

标准件都为英式钩

M: 碳钢

S: 不锈钢

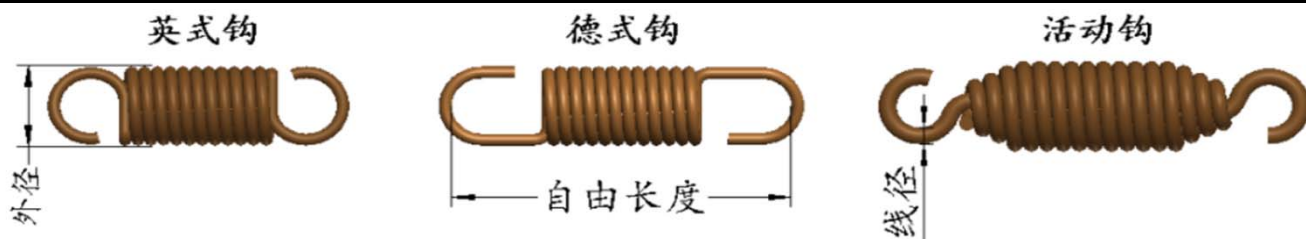


型号	线径 (mm)	外径 (mm)	自由长度 (mm)	总圈数	极限拉伸长度 (mm)	极限载荷 (N)	刚度 (N/mm)	初拉力 (N)	材料
ESS 2.7×29×85×12.5	2.7	29	85	12.5	143.63	141.54	2	24.39	不锈钢
ESS 2.7×29×90×14.5		29	90	14.5	157.25	141.54	1.74	24.39	
ESS 2.7×29×95×16.5		29	95	16.5	170.87	141.54	1.54	24.39	
ESS 2.7×29×100×18.5		29	100	18.5	184.48	141.54	1.39	24.39	
ESM 2.8×29×85×12.5	2.8	29	85	12.5	140.61	182.26	2.77	28.43	碳钢
ESM 2.8×29×90×14.5		29	90	14.5	153.72	182.26	2.41	28.43	
ESM 2.8×29×95×15.5		29	95	15.5	166.83	182.26	2.14	28.43	
ESM 2.8×29×100×17.5		29	100	17.5	179.94	182.26	1.92	28.43	
ESS 2.8×29×85×12.5	2.8	29	85	12.5	138.49	157.1	2.41	28.43	不锈钢
ESS 2.8×29×90×14.5		29	90	14.5	151.29	157.1	2.1	28.43	
ESS 2.8×29×95×15.5		29	95	15.5	164.09	157.1	1.86	28.43	
ESS 2.8×29×100×17.5		29	100	17.5	176.89	157.1	1.67	28.43	
ESM 2.9×29×85×11.5	2.9	29	85	11.5	135.78	200.99	3.31	32.92	碳钢
ESM 2.9×29×90×13.5		29	90	13.5	148.13	200.99	2.89	32.92	
ESM 2.9×29×95×15.5		29	95	15.5	160.48	200.99	2.57	32.92	
ESM 2.9×29×100×17.5		29	100	17.5	172.83	200.99	2.31	32.92	
ESS 2.9×29×85×11.5	2.9	29	85	11.5	133.91	173.69	2.88	32.92	不锈钢
ESS 2.9×29×90×13.5		29	90	13.5	145.99	173.69	2.51	32.92	
ESS 2.9×29×95×15.5		29	95	15.5	158.07	173.69	2.23	32.92	
ESS 2.9×29×100×17.5		29	100	17.5	170.15	173.69	2.01	32.92	
ESM 3×29×85×11.5	3	29	85	11.5	131.68	221.68	3.94	37.89	碳钢
ESM 3×29×90×13.5		29	90	13.5	143.39	221.68	3.44	37.89	
ESM 3×29×95×14.5		29	95	14.5	155.1	221.68	3.06	37.89	
ESM 3×29×100×16.5		29	100	16.5	166.81	221.68	2.75	37.89	
ESS 3×29×85×11.5	3	29	85	11.5	129.82	191.34	3.42	37.89	不锈钢
ESS 3×29×90×13.5		29	90	13.5	141.26	191.34	2.99	37.89	
ESS 3×29×95×14.5		29	95	14.5	152.7	191.34	2.66	37.89	
ESS 3×29×100×16.5		29	100	16.5	164.14	191.34	2.39	37.89	

标准件都为英式钩

M: 碳钢

S: 不锈钢

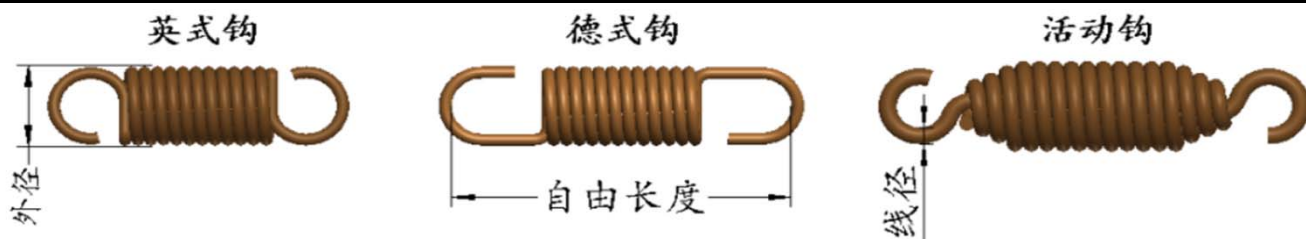


型号	线径 (mm)	外径 (mm)	自由长度 (mm)	总圈数	极限拉伸长度 (mm)	极限载荷 (N)	刚度 (N/mm)	初拉力 (N)	材料
ESM 2×30×80×12.5	2	30	80	12.5	180.92	66.33	0.6	5.95	碳钢
ESM 2×30×85×15.5		30	85	15.5	205.96	66.33	0.5	5.95	
ESM 2×30×90×17.5		30	90	17.5	230.99	66.33	0.43	5.95	
ESM 2×30×95×20.5		30	95	20.5	255.99	66.33	0.38	5.95	
ESS 2×30×80×12.5	2	30	80	12.5	182.96	57.28	0.5	5.95	不锈钢
ESS 2×30×85×15.5		30	85	15.5	208.41	57.28	0.42	5.95	
ESS 2×30×90×17.5		30	90	17.5	233.81	57.28	0.36	5.95	
ESS 2×30×95×20.5		30	95	20.5	259.25	57.28	0.31	5.95	
ESM 2.1×30×80×12.5	2.1	30	80	12.5	170.42	76.52	0.76	7.46	碳钢
ESM 2.1×30×85×14.5		30	85	14.5	193.18	76.52	0.64	7.46	
ESM 2.1×30×90×16.5		30	90	16.5	215.93	76.52	0.55	7.46	
ESM 2.1×30×95×19.5		30	95	19.5	238.7	76.52	0.48	7.46	
ESS 2.1×30×80×12.5	2.1	30	80	12.5	171.99	66.01	0.64	7.46	不锈钢
ESS 2.1×30×85×14.5		30	85	14.5	195.06	66.01	0.53	7.46	
ESS 2.1×30×90×16.5		30	90	16.5	218.13	66.01	0.46	7.46	
ESS 2.1×30×95×19.5		30	95	19.5	241.2	66.01	0.4	7.46	
ESM 2.2×30×85×13.5	2.2	30	85	13.5	181.79	87.36	0.81	9.21	碳钢
ESM 2.2×30×90×16.5		30	90	16.5	202.54	87.36	0.69	9.21	
ESM 2.2×30×95×18.5		30	95	18.5	223.3	87.36	0.61	9.21	
ESM 2.2×30×100×20.5		30	100	20.5	244.05	87.36	0.54	9.21	
ESS 2.2×30×85×13.5	2.2	30	85	13.5	183.58	75.55	0.67	9.21	不锈钢
ESS 2.2×30×90×16.5		30	90	16.5	204.63	75.55	0.58	9.21	
ESS 2.2×30×95×18.5		30	95	18.5	225.68	75.55	0.51	9.21	
ESS 2.2×30×100×20.5		30	100	20.5	246.73	75.55	0.45	9.21	
ESM 2.3×30×85×13.5	2.3	30	85	13.5	172.29	99.47	1.01	11.24	碳钢
ESM 2.3×30×90×15.5		30	90	15.5	191.38	99.47	0.87	11.24	
ESM 2.3×30×95×17.5		30	95	17.5	210.47	99.47	0.76	11.24	
ESM 2.3×30×100×19.5		30	100	19.5	229.56	99.47	0.68	11.24	

标准件都为英式钩

M: 碳钢

S: 不锈钢

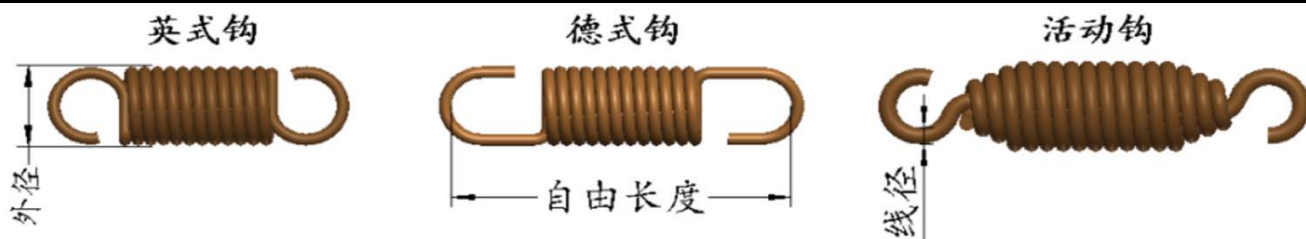


型号	线径 (mm)	外径 (mm)	自由长度 (mm)	总圈数	极限拉伸长度 (mm)	极限载荷 (N)	刚度 (N/mm)	初拉力 (N)	材料
ESS 2.3×30×85×13.5	2.3	30	85	13.5	173.66	85.92	0.84	11.24	不锈钢
ESS 2.3×30×90×15.5		30	90	15.5	192.96	85.92	0.73	11.24	
ESS 2.3×30×95×17.5		30	95	17.5	212.27	85.92	0.64	11.24	
ESS 2.3×30×100×19.5		30	100	19.5	231.6	85.92	0.57	11.24	
ESM 2.4×30×85×13.5	2.4	30	85	13.5	164.01	112.61	1.25	13.57	碳钢
ESM 2.4×30×90×15.5		30	90	15.5	181.65	112.61	1.08	13.57	
ESM 2.4×30×95×17.5		30	95	17.5	199.3	112.61	0.95	13.57	
ESM 2.4×30×100×19.5		30	100	19.5	216.95	112.61	0.85	13.57	
ESS 2.4×30×85×13.5	2.4	30	85	13.5	165.02	97.16	1.04	13.57	不锈钢
ESS 2.4×30×90×15.5		30	90	15.5	182.83	97.16	0.9	13.57	
ESS 2.4×30×95×17.5		30	95	17.5	200.63	97.16	0.79	13.57	
ESS 2.4×30×100×19.5		30	100	19.5	218.44	97.16	0.71	13.57	
ESM 2.5×30×85×12.5	2.5	30	85	12.5	156.75	126.83	1.54	16.23	碳钢
ESM 2.5×30×90×14.5		30	90	14.5	173.14	126.83	1.33	16.23	
ESM 2.5×30×95×16.5		30	95	16.5	189.53	126.83	1.17	16.23	
ESM 2.5×30×100×18.5		30	100	18.5	205.92	126.83	1.04	16.23	
ESS 2.5×30×85×12.5	2.5	30	85	12.5	157.45	109.3	1.28	16.23	不锈钢
ESS 2.5×30×90×14.5		30	90	14.5	173.96	109.3	1.11	16.23	
ESS 2.5×30×95×16.5		30	95	16.5	190.46	109.3	0.98	16.23	
ESS 2.5×30×100×18.5		30	100	18.5	206.96	109.3	0.87	16.23	
ESM 2.6×30×90×14.5	2.6	30	90	14.5	168.61	141.62	1.56	19.23	碳钢
ESM 2.6×30×95×16.5		30	95	16.5	184.3	141.62	1.37	19.23	
ESM 2.6×30×100×17.5		30	100	17.5	199.99	141.62	1.22	19.23	
ESM 2.6×30×105×19.5		30	105	19.5	215.68	141.62	1.11	19.23	
ESS 2.6×30×90×14.5	2.6	30	90	14.5	166.17	122.36	1.35	19.23	不锈钢
ESS 2.6×30×95×16.5		30	95	16.5	181.53	122.36	1.19	19.23	
ESS 2.6×30×100×17.5		30	100	17.5	196.89	122.36	1.06	19.23	
ESS 2.6×30×105×19.5		30	105	19.5	212.25	122.36	0.96	19.23	

标准件都为英式钩

M: 碳钢

S: 不锈钢

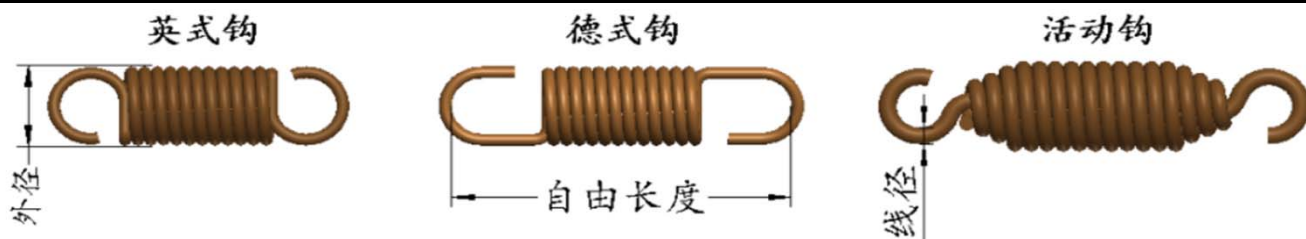


型号	线径 (mm)	外径 (mm)	自由长度 (mm)	总圈数	极限拉伸长度 (mm)	极限载荷 (N)	刚度 (N/mm)	初拉力 (N)	材料
ESM 2.7×30×90×13.5	2.7	30	90	13.5	161.73	158.01	1.89	22.6	碳钢
ESM 2.7×30×95×15.5		30	95	15.5	176.41	158.01	1.66	22.6	
ESM 2.7×30×100×17.5		30	100	17.5	191.1	158.01	1.49	22.6	
ESM 2.7×30×105×19.5		30	105	19.5	205.79	158.01	1.34	22.6	
ESS 2.7×30×90×13.5	2.7	30	90	13.5	159.29	136.35	1.64	22.6	不锈钢
ESS 2.7×30×95×15.5		30	95	15.5	173.66	136.35	1.45	22.6	
ESS 2.7×30×100×17.5		30	100	17.5	188.02	136.35	1.29	22.6	
ESS 2.7×30×105×19.5		30	105	19.5	202.37	136.35	1.17	22.6	
ESM 2.8×30×90×13.5	2.8	30	90	13.5	155.62	175.56	2.27	26.38	碳钢
ESM 2.8×30×100×16.5		30	100	16.5	183.23	175.56	1.79	26.38	
ESM 2.8×30×110×20.5		30	110	20.5	210.83	175.56	1.48	26.38	
ESM 2.8×30×120×24.5		30	120	24.5	238.43	175.56	1.26	26.38	
ESS 2.8×30×90×13.5	2.8	30	90	13.5	153.21	151.32	1.98	26.38	不锈钢
ESS 2.8×30×100×16.5		30	100	16.5	180.16	151.32	1.56	26.38	
ESS 2.8×30×110×20.5		30	110	20.5	207.11	151.32	1.29	26.38	
ESS 2.8×30×120×24.5		30	120	24.5	234.06	151.32	1.1	26.38	
ESM 2.9×30×90×12.5	2.9	30	90	12.5	149.92	193.58	2.72	30.58	碳钢
ESM 2.9×30×100×16.5		30	100	16.5	175.88	193.58	2.15	30.58	
ESM 2.9×30×110×19.5		30	110	19.5	201.84	193.58	1.77	30.58	
ESM 2.9×30×120×23.5		30	120	23.5	227.8	193.58	1.51	30.58	
ESS 2.9×30×90×12.5	2.9	30	90	12.5	147.79	167.28	2.37	30.58	不锈钢
ESS 2.9×30×100×16.5		30	100	16.5	173.18	167.28	1.87	30.58	
ESS 2.9×30×110×19.5		30	110	19.5	198.57	167.28	1.54	30.58	
ESS 2.9×30×120×23.5		30	120	23.5	223.96	167.28	1.31	30.58	
ESM 3×30×90×12.5	3	30	90	12.5	145.07	213.47	3.24	35.23	碳钢
ESM 3×30×100×15.5		30	100	15.5	169.64	213.47	2.56	35.23	
ESM 3×30×110×19.5		30	110	19.5	194.21	213.47	2.12	35.23	
ESM 3×30×120×22.5		30	120	22.5	218.78	213.47	1.8	35.23	

标准件都为英式钩

M: 碳钢

S: 不锈钢

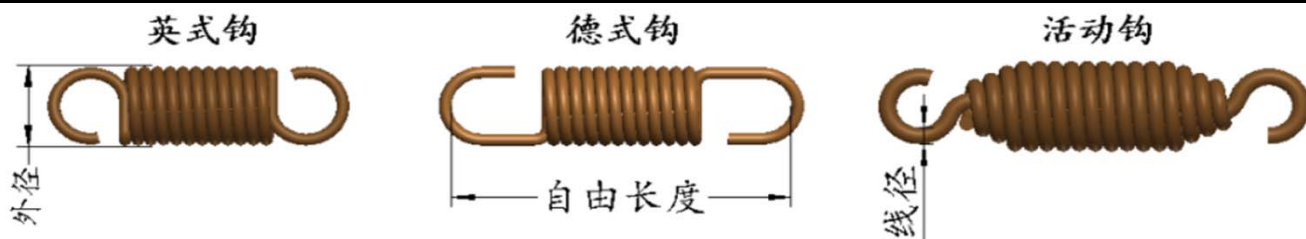


型号	线径 (mm)	外径 (mm)	自由长度 (mm)	总圈数	极限拉伸长度 (mm)	极限载荷 (N)	刚度 (N/mm)	初拉力 (N)	材料
ESS 3×30×90×12.5	3	30	90	12.5	142.95	184.25	2.81	35.23	不锈钢
ESS 3×30×100×15.5		30	100	15.5	166.96	184.25	2.23	35.23	
ESS 3×30×110×19.5		30	110	19.5	190.96	184.25	1.84	35.23	
ESS 3×30×120×22.5		30	120	22.5	214.97	184.25	1.57	35.23	
ESM 2.1×31×85×13.5	2.1	31	85	13.5	194.01	73.87	0.61	6.85	碳钢
ESM 2.1×31×90×15.5		31	90	15.5	218.17	73.87	0.52	6.85	
ESM 2.1×31×95×18.5		31	95	18.5	242.33	73.87	0.45	6.85	
ESM 2.1×31×100×20.5		31	100	20.5	266.47	73.87	0.4	6.85	
ESS 2.1×31×85×13.5	2.1	31	85	13.5	196.03	63.73	0.51	6.85	不锈钢
ESS 2.1×31×90×15.5		31	90	15.5	220.51	63.73	0.44	6.85	
ESS 2.1×31×95×18.5		31	95	18.5	245.03	63.73	0.38	6.85	
ESS 2.1×31×100×20.5		31	100	20.5	269.53	63.73	0.34	6.85	
ESM 2.2×31×85×13.5	2.2	31	85	13.5	182.64	84.33	0.78	8.48	碳钢
ESM 2.2×31×90×15.5		31	90	15.5	204.65	84.33	0.66	8.48	
ESM 2.2×31×95×17.5		31	95	17.5	226.64	84.33	0.58	8.48	
ESM 2.2×31×100×19.5		31	100	19.5	248.64	84.33	0.51	8.48	
ESS 2.2×31×85×13.5	2.2	31	85	13.5	184.56	72.92	0.65	8.48	不锈钢
ESS 2.2×31×90×15.5		31	90	15.5	206.9	72.92	0.55	8.48	
ESS 2.2×31×95×17.5		31	95	17.5	229.24	72.92	0.48	8.48	
ESS 2.2×31×100×19.5		31	100	19.5	251.57	72.92	0.43	8.48	
ESM 2.3×31×85×12.5	2.3	31	85	12.5	173.15	96	0.97	10.37	碳钢
ESM 2.3×31×90×14.5		31	90	14.5	193.37	96	0.83	10.37	
ESM 2.3×31×95×16.5		31	95	16.5	213.56	96	0.72	10.37	
ESM 2.3×31×100×19.5		31	100	19.5	233.77	96	0.64	10.37	
ESS 2.3×31×85×12.5	2.3	31	85	12.5	174.63	82.93	0.81	10.37	不锈钢
ESS 2.3×31×90×14.5		31	90	14.5	195.09	82.93	0.69	10.37	
ESS 2.3×31×95×16.5		31	95	16.5	215.56	82.93	0.6	10.37	
ESS 2.3×31×100×19.5		31	100	19.5	236.01	82.93	0.53	10.37	

标准件都为英式钩

M: 碳钢

S: 不锈钢

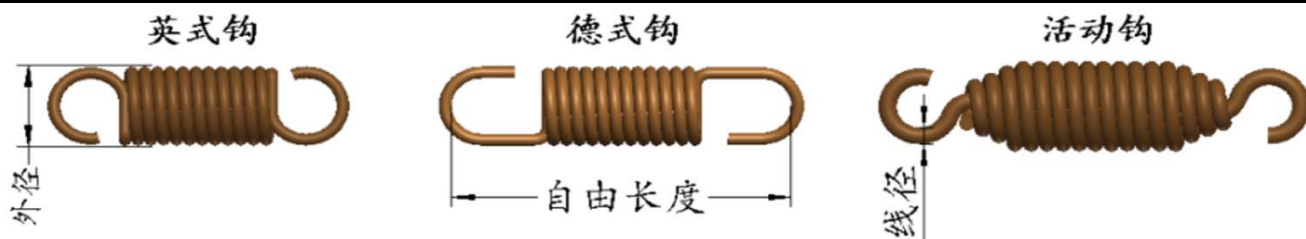


型号	线径 (mm)	外径 (mm)	自由长度 (mm)	总圈数	极限拉伸长度 (mm)	极限载荷 (N)	刚度 (N/mm)	初拉力 (N)	材料
ESM 2.4×31×90×14.5	2.4	31	90	14.5	183.53	108.68	1.03	12.54	碳钢
ESM 2.4×31×95×16.5		31	95	16.5	202.18	108.68	0.9	12.54	
ESM 2.4×31×100×18.5		31	100	18.5	220.84	108.68	0.8	12.54	
ESM 2.4×31×105×20.5		31	105	20.5	239.5	108.68	0.71	12.54	
ESS 2.4×31×90×14.5	2.4	31	90	14.5	184.83	93.77	0.86	12.54	不锈钢
ESS 2.4×31×95×16.5		31	95	16.5	203.67	93.77	0.75	12.54	
ESS 2.4×31×100×18.5		31	100	18.5	222.52	93.77	0.66	12.54	
ESS 2.4×31×105×20.5		31	105	20.5	241.36	93.77	0.6	12.54	
ESM 2.5×31×90×13.5	2.5	31	90	13.5	174.91	122.38	1.26	15.01	碳钢
ESM 2.5×31×95×15.5		31	95	15.5	192.21	122.38	1.1	15.01	
ESM 2.5×31×100×17.5		31	100	17.5	209.52	122.38	0.98	15.01	
ESM 2.5×31×105×19.5		31	105	19.5	226.82	122.38	0.88	15.01	
ESS 2.5×31×90×13.5	2.5	31	90	13.5	175.84	105.47	1.05	15.01	不锈钢
ESS 2.5×31×95×15.5		31	95	15.5	193.29	105.47	0.92	15.01	
ESS 2.5×31×100×17.5		31	100	17.5	210.73	105.47	0.82	15.01	
ESS 2.5×31×105×19.5		31	105	19.5	228.17	105.47	0.73	15.01	
ESM 2.6×31×90×13.5	2.6	31	90	13.5	170.35	136.63	1.48	17.82	碳钢
ESM 2.6×31×95×15.5		31	95	15.5	186.91	136.63	1.29	17.82	
ESM 2.6×31×100×17.5		31	100	17.5	203.46	136.63	1.15	17.82	
ESM 2.6×31×105×19.5		31	105	19.5	220.02	136.63	1.03	17.82	
ESS 2.6×31×90×13.5	2.6	31	90	13.5	167.95	118.05	1.29	17.82	不锈钢
ESS 2.6×31×95×15.5		31	95	15.5	184.16	118.05	1.12	17.82	
ESS 2.6×31×100×17.5		31	100	17.5	200.37	118.05	1	17.82	
ESS 2.6×31×105×19.5		31	105	19.5	216.59	118.05	0.9	17.82	
ESM 2.7×31×90×12.5	2.7	31	90	12.5	163.38	152.42	1.79	20.97	碳钢
ESM 2.7×31×95×14.5		31	95	14.5	178.86	152.42	1.57	20.97	
ESM 2.7×31×100×16.5		31	100	16.5	194.33	152.42	1.39	20.97	
ESM 2.7×31×105×18.5		31	105	18.5	209.81	152.42	1.25	20.97	

标准件都为英式钩

M: 碳钢

S: 不锈钢

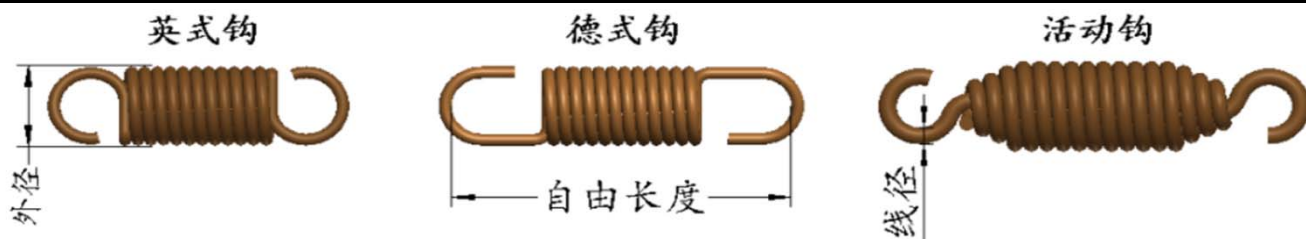


型号	线径 (mm)	外径 (mm)	自由长度 (mm)	总圈数	极限拉伸长度 (mm)	极限载荷 (N)	刚度 (N/mm)	初拉力 (N)	材料
ESS 2.7×31×90×12.5	2.7	31	90	12.5	160.97	131.54	1.56	20.97	不锈钢
ESS 2.7×31×95×14.5		31	95	14.5	176.11	131.54	1.36	20.97	
ESS 2.7×31×100×16.5		31	100	16.5	191.24	131.54	1.21	20.97	
ESS 2.7×31×105×18.5		31	105	18.5	206.38	131.54	1.09	20.97	
ESM 2.8×31×90×12.5	2.8	31	90	12.5	157.19	169.33	2.16	24.51	碳钢
ESM 2.8×31×95×14.5		31	95	14.5	171.71	169.33	1.89	24.51	
ESM 2.8×31×100×16.5		31	100	16.5	186.23	169.33	1.68	24.51	
ESM 2.8×31×105×17.5		31	105	17.5	200.75	169.33	1.51	24.51	
ESS 2.8×31×90×12.5	2.8	31	90	12.5	154.79	145.96	1.87	24.51	不锈钢
ESS 2.8×31×100×16.5		31	100	16.5	183.16	145.96	1.46	24.51	
ESS 2.8×31×110×19.5		31	110	19.5	211.52	145.96	1.2	24.51	
ESS 2.8×31×120×23.5		31	120	23.5	239.89	145.96	1.01	24.51	
ESM 2.9×31×90×12.5	2.9	31	90	12.5	151.39	186.69	2.58	28.44	碳钢
ESM 2.9×31×100×15.5		31	100	15.5	178.67	186.69	2.01	28.44	
ESM 2.9×31×110×19.5		31	110	19.5	205.94	186.69	1.65	28.44	
ESM 2.9×31×120×22.5		31	120	22.5	233.22	186.69	1.4	28.44	
ESS 2.9×31×90×12.5	2.9	31	90	12.5	149.29	161.33	2.24	28.44	不锈钢
ESS 2.9×31×100×15.5		31	100	15.5	175.97	161.33	1.75	28.44	
ESS 2.9×31×110×19.5		31	110	19.5	202.65	161.33	1.43	28.44	
ESS 2.9×31×120×22.5		31	120	22.5	229.34	161.33	1.22	28.44	
ESM 3×31×90×11.5	3	31	90	11.5	146.48	205.85	3.06	32.8	碳钢
ESM 3×31×100×15.5		31	100	15.5	172.25	205.85	2.4	32.8	
ESM 3×31×110×18.5		31	110	18.5	198.02	205.85	1.97	32.8	
ESM 3×31×120×21.5		31	120	21.5	223.8	205.85	1.67	32.8	
ESS 3×31×90×11.5	3	31	90	11.5	144.37	177.67	2.66	32.8	不锈钢
ESS 3×31×100×15.5		31	100	15.5	169.56	177.67	2.08	32.8	
ESS 3×31×110×18.5		31	110	18.5	194.74	177.67	1.71	32.8	
ESS 3×31×120×21.5		31	120	21.5	219.93	177.67	1.45	32.8	

标准件都为英式钩

M: 碳钢

S: 不锈钢

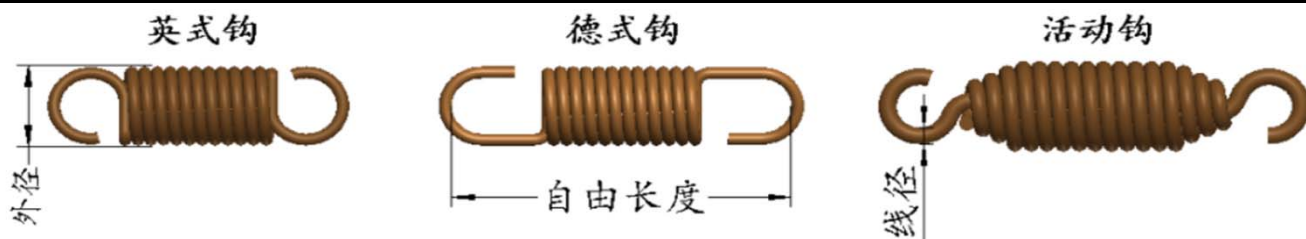


型号	线径 (mm)	外径 (mm)	自由长度 (mm)	总圈数	极限拉伸长度 (mm)	极限载荷 (N)	刚度 (N/mm)	初拉力 (N)	材料
ESM 2.2×32×90×14.5	2.2	32	90	14.5	206.06	81.5	0.63	7.81	碳钢
ESM 2.2×32×95×16.5		32	95	16.5	229.37	81.5	0.55	7.81	
ESM 2.2×32×100×18.5		32	100	18.5	252.65	81.5	0.48	7.81	
ESM 2.2×32×105×21.5		32	105	21.5	275.97	81.5	0.43	7.81	
ESS 2.2×32×90×14.5	2.2	32	90	14.5	208.46	70.48	0.53	7.81	不锈钢
ESS 2.2×32×95×16.5		32	95	16.5	232.12	70.48	0.46	7.81	
ESS 2.2×32×100×18.5		32	100	18.5	255.81	70.48	0.4	7.81	
ESS 2.2×32×105×21.5		32	105	21.5	279.46	70.48	0.36	7.81	
ESM 2.3×32×90×13.5	2.3	32	90	13.5	194.74	92.77	0.79	9.57	碳钢
ESM 2.3×32×95×16.5		32	95	16.5	216.11	92.77	0.69	9.57	
ESM 2.3×32×100×18.5		32	100	18.5	237.48	92.77	0.61	9.57	
ESM 2.3×32×105×20.5		32	105	20.5	258.85	92.77	0.54	9.57	
ESS 2.3×32×90×13.5	2.3	32	90	13.5	196.6	80.14	0.66	9.57	不锈钢
ESS 2.3×32×95×16.5		32	95	16.5	218.26	80.14	0.57	9.57	
ESS 2.3×32×100×18.5		32	100	18.5	239.93	80.14	0.5	9.57	
ESS 2.3×32×105×20.5		32	105	20.5	261.61	80.14	0.45	9.57	
ESM 2.4×32×90×13.5	2.4	32	90	13.5	184.85	105	0.98	11.59	碳钢
ESM 2.4×32×95×15.5		32	95	15.5	204.57	105	0.85	11.59	
ESM 2.4×32×100×17.5		32	100	17.5	224.28	105	0.75	11.59	
ESM 2.4×32×105×19.5		32	105	19.5	243.98	105	0.67	11.59	
ESS 2.4×32×90×13.5	2.4	32	90	13.5	186.28	90.6	0.82	11.59	不锈钢
ESS 2.4×32×95×15.5		32	95	15.5	206.2	90.6	0.71	11.59	
ESS 2.4×32×100×17.5		32	100	17.5	226.13	90.6	0.63	11.59	
ESS 2.4×32×105×19.5		32	105	19.5	246.06	90.6	0.56	11.59	
ESM 2.5×32×90×13.5	2.5	32	90	13.5	176.19	118.23	1.21	13.91	碳钢
ESM 2.5×32×95×15.5		32	95	15.5	194.46	118.23	1.05	13.91	
ESM 2.5×32×100×17.5		32	100	17.5	212.72	118.23	0.93	13.91	
ESM 2.5×32×105×19.5		32	105	19.5	230.97	118.23	0.83	13.91	

标准件都为英式钩

M: 碳钢

S: 不锈钢

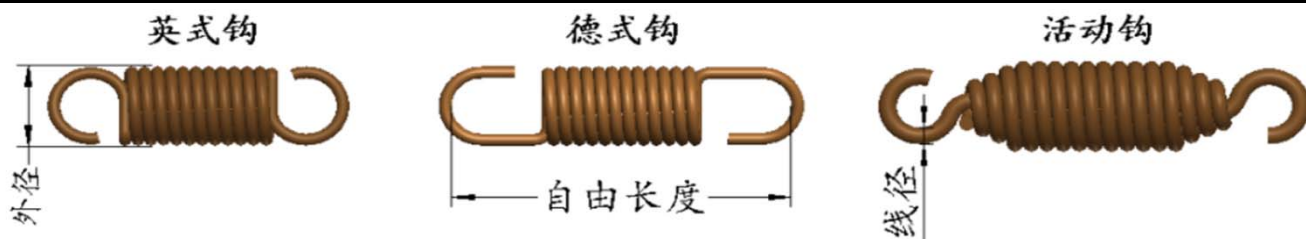


型号	线径 (mm)	外径 (mm)	自由长度 (mm)	总圈数	极限拉伸长度 (mm)	极限载荷 (N)	刚度 (N/mm)	初拉力 (N)	材料
ESS 2.5×32×90×13.5	2.5	32	90	13.5	177.23	101.89	1.01	13.91	不锈钢
ESS 2.5×32×95×15.5		32	95	15.5	195.66	101.89	0.87	13.91	
ESS 2.5×32×100×17.5		32	100	17.5	214.07	101.89	0.77	13.91	
ESS 2.5×32×105×19.5		32	105	19.5	232.49	101.89	0.69	13.91	
ESM 2.6×32×90×12.5	2.6	32	90	12.5	171.64	131.99	1.41	16.53	碳钢
ESM 2.6×32×95×14.5		32	95	14.5	189.1	131.99	1.23	16.53	
ESM 2.6×32×100×16.5		32	100	16.5	206.56	131.99	1.08	16.53	
ESM 2.6×32×105×18.5		32	105	18.5	224.02	131.99	0.97	16.53	
ESS 2.6×32×90×12.5	2.6	32	90	12.5	169.28	114.03	1.23	16.53	不锈钢
ESS 2.6×32×95×14.5		32	95	14.5	186.38	114.03	1.07	16.53	
ESS 2.6×32×100×16.5		32	100	16.5	203.48	114.03	0.94	16.53	
ESS 2.6×32×105×18.5		32	105	18.5	220.58	114.03	0.84	16.53	
ESM 2.7×32×90×12.5	2.7	32	90	12.5	164.61	147.22	1.71	19.48	碳钢
ESM 2.7×32×95×14.5		32	95	14.5	180.91	147.22	1.49	19.48	
ESM 2.7×32×100×15.5		32	100	15.5	197.21	147.22	1.31	19.48	
ESM 2.7×32×105×17.5		32	105	17.5	213.51	147.22	1.18	19.48	
ESS 2.7×32×90×12.5	2.7	32	90	12.5	162.25	127.05	1.49	19.48	不锈钢
ESS 2.7×32×95×14.5		32	95	14.5	178.2	127.05	1.29	19.48	
ESS 2.7×32×100×15.5		32	100	15.5	194.14	127.05	1.14	19.48	
ESS 2.7×32×105×17.5		32	105	17.5	210.07	127.05	1.02	19.48	
ESM 2.8×32×90×11.5	2.8	32	90	11.5	158.38	163.54	2.06	22.8	碳钢
ESM 2.8×32×95×13.5		32	95	13.5	173.65	163.54	1.79	22.8	
ESM 2.8×32×100×15.5		32	100	15.5	188.92	163.54	1.58	22.8	
ESM 2.8×32×105×17.5		32	105	17.5	204.2	163.54	1.42	22.8	
ESS 2.8×32×90×11.5	2.8	32	90	11.5	156.02	140.96	1.79	22.8	不锈钢
ESS 2.8×32×95×13.5		32	95	13.5	170.93	140.96	1.56	22.8	
ESS 2.8×32×100×15.5		32	100	15.5	185.85	140.96	1.38	22.8	
ESS 2.8×32×105×17.5		32	105	17.5	200.77	140.96	1.23	22.8	

标准件都为英式钩

M: 碳钢

S: 不锈钢

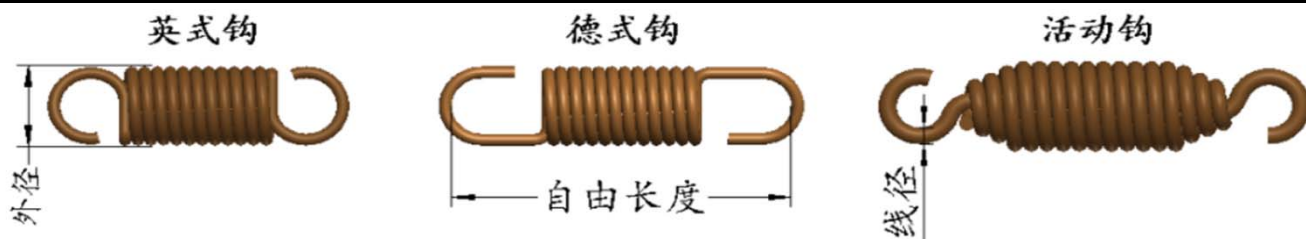


型号	线径 (mm)	外径 (mm)	自由长度 (mm)	总圈数	极限拉伸长度 (mm)	极限载荷 (N)	刚度 (N/mm)	初拉力 (N)	材料
ESM 2.9×32×90×11.5	2.9	32	90	11.5	152.53	180.27	2.46	26.49	碳钢
ESM 2.9×32×95×13.5		32	95	13.5	166.86	180.27	2.14	26.49	
ESM 2.9×32×100×15.5		32	100	15.5	181.18	180.27	1.89	26.49	
ESM 2.9×32×105×16.5		32	105	16.5	195.5	180.27	1.7	26.49	
ESS 2.9×32×90×11.5	2.9	32	90	11.5	150.46	155.78	2.14	26.49	不锈钢
ESS 2.9×32×95×13.5		32	95	13.5	164.47	155.78	1.86	26.49	
ESS 2.9×32×100×15.5		32	100	15.5	178.49	155.78	1.65	26.49	
ESS 2.9×32×105×16.5		32	105	16.5	192.5	155.78	1.48	26.49	
ESM 3×32×95×12.5	3	32	95	12.5	161.09	198.75	2.54	30.58	碳钢
ESM 3×32×100×14.5		32	100	14.5	174.6	198.75	2.25	30.58	
ESM 3×32×105×16.5		32	105	16.5	188.12	198.75	2.02	30.58	
ESM 3×32×110×17.5		32	110	17.5	201.63	198.75	1.84	30.58	
ESS 3×32×95×12.5	3	32	95	12.5	158.7	171.54	2.21	30.58	不锈钢
ESS 3×32×100×14.5		32	100	14.5	171.91	171.54	1.96	30.58	
ESS 3×32×105×16.5		32	105	16.5	185.12	171.54	1.76	30.58	
ESS 3×32×110×17.5		32	110	17.5	198.33	171.54	1.6	30.58	
ESM 3.5×32×95×11.5	3.5	32	95	11.5	139.32	306.49	5.61	57.99	碳钢
ESM 3.5×32×100×12.5		32	100	12.5	149.85	306.49	4.99	57.99	
ESM 3.5×32×105×14.5		32	105	14.5	160.37	306.49	4.49	57.99	
ESM 3.5×32×110×15.5		32	110	15.5	170.9	306.49	4.08	57.99	
ESS 3.5×32×95×11.5	3.5	32	95	11.5	134.45	250.32	4.88	57.99	不锈钢
ESS 3.5×32×100×12.5		32	100	12.5	144.37	250.32	4.34	57.99	
ESS 3.5×32×105×14.5		32	105	14.5	154.29	250.32	3.9	57.99	
ESS 3.5×32×110×15.5		32	110	15.5	164.2	250.32	3.55	57.99	
ESM 4×32×95×10.5	4	32	95	10.5	127.31	460.11	11.17	99.34	碳钢
ESM 4×32×100×11.5		32	100	11.5	136.21	460.11	9.96	99.34	
ESM 4×32×105×12.5		32	105	12.5	145.11	460.11	8.99	99.34	
ESM 4×32×110×14.5		32	110	14.5	154.02	460.11	8.2	99.34	

标准件都为英式钩

M: 碳钢

S: 不锈钢

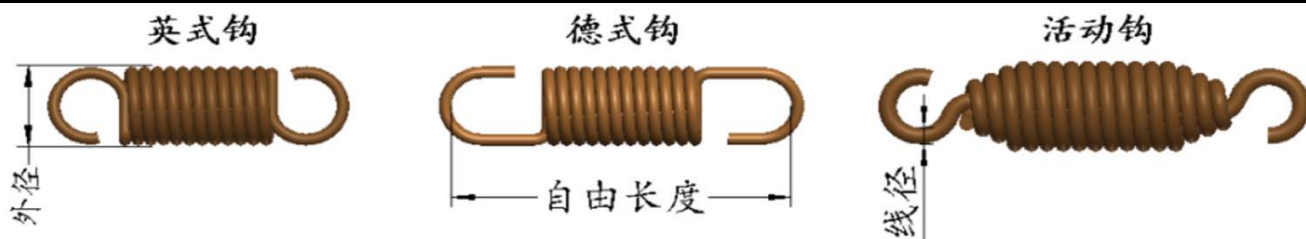


型号	线径 (mm)	外径 (mm)	自由长度 (mm)	总圈数	极限拉伸长度 (mm)	极限载荷 (N)	刚度 (N/mm)	初拉力 (N)	材料
ESS 4×32×95×10.5	4	32	95	10.5	122.98	371.05	9.71	99.34	不锈钢
ESS 4×32×100×11.5		32	100	11.5	131.36	371.05	8.66	99.34	
ESS 4×32×105×12.5		32	105	12.5	139.74	371.05	7.82	99.34	
ESS 4×32×110×14.5		32	110	14.5	148.12	371.05	7.13	99.34	
ESM 2.2×33×90×13.5	2.2	33	90	13.5	206.74	78.85	0.61	7.21	碳钢
ESM 2.2×33×95×15.5		33	95	15.5	231.39	78.85	0.53	7.21	
ESM 2.2×33×100×18.5		33	100	18.5	256.02	78.85	0.46	7.21	
ESM 2.2×33×105×20.5		33	105	20.5	280.65	78.85	0.41	7.21	
ESS 2.2×33×90×13.5	2.2	33	90	13.5	209.25	68.19	0.51	7.21	不锈钢
ESS 2.2×33×95×15.5		33	95	15.5	234.29	68.19	0.44	7.21	
ESS 2.2×33×100×18.5		33	100	18.5	259.35	68.19	0.38	7.21	
ESS 2.2×33×105×20.5		33	105	20.5	284.42	68.19	0.34	7.21	
ESM 2.3×33×90×13.5	2.3	33	90	13.5	195.45	89.75	0.77	8.85	碳钢
ESM 2.3×33×95×15.5		33	95	15.5	218.03	89.75	0.66	8.85	
ESM 2.3×33×100×17.5		33	100	17.5	240.63	89.75	0.58	8.85	
ESM 2.3×33×105×19.5		33	105	19.5	263.2	89.75	0.51	8.85	
ESS 2.3×33×90×13.5	2.3	33	90	13.5	197.41	77.53	0.64	8.85	不锈钢
ESS 2.3×33×95×15.5		33	95	15.5	220.33	77.53	0.55	8.85	
ESS 2.3×33×100×17.5		33	100	17.5	243.23	77.53	0.48	8.85	
ESS 2.3×33×105×19.5		33	105	19.5	266.15	77.53	0.43	8.85	
ESM 2.4×33×90×12.5	2.4	33	90	12.5	185.59	101.57	0.95	10.74	碳钢
ESM 2.4×33×95×14.5		33	95	14.5	206.39	101.57	0.82	10.74	
ESM 2.4×33×100×16.5		33	100	16.5	227.21	101.57	0.71	10.74	
ESM 2.4×33×105×18.5		33	105	18.5	248.01	101.57	0.64	10.74	
ESS 2.4×33×90×12.5	2.4	33	90	12.5	187.11	87.64	0.79	10.74	不锈钢
ESS 2.4×33×95×14.5		33	95	14.5	208.18	87.64	0.68	10.74	
ESS 2.4×33×100×16.5		33	100	16.5	229.23	87.64	0.6	10.74	
ESS 2.4×33×105×18.5		33	105	18.5	250.29	87.64	0.53	10.74	

标准件都为英式钩

M: 碳钢

S: 不锈钢

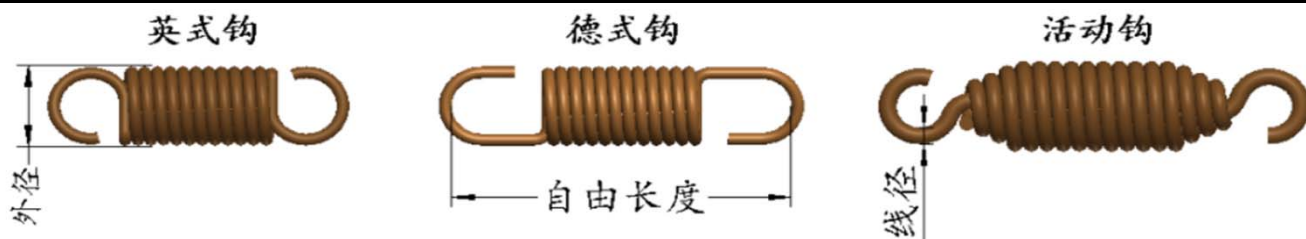


型号	线径 (mm)	外径 (mm)	自由长度 (mm)	总圈数	极限拉伸长度 (mm)	极限载荷 (N)	刚度 (N/mm)	初拉力 (N)	材料
ESM 2.5×33×90×12.5	2.5	33	90	12.5	176.94	114.35	1.17	12.9	碳钢
ESM 2.5×33×95×14.5		33	95	14.5	196.19	114.35	1	12.9	
ESM 2.5×33×100×16.5		33	100	16.5	215.44	114.35	0.88	12.9	
ESM 2.5×33×105×18.5		33	105	18.5	234.7	114.35	0.78	12.9	
ESS 2.5×33×90×12.5	2.5	33	90	12.5	178.08	98.55	0.97	12.9	不锈钢
ESS 2.5×33×95×14.5		33	95	14.5	197.52	98.55	0.84	12.9	
ESS 2.5×33×100×16.5		33	100	16.5	216.96	98.55	0.73	12.9	
ESS 2.5×33×105×18.5		33	105	18.5	236.39	98.55	0.65	12.9	
ESM 2.6×33×90×11.5	2.6	33	90	11.5	172.42	127.64	1.36	15.35	碳钢
ESM 2.6×33×95×13.5		33	95	13.5	190.82	127.64	1.17	15.35	
ESM 2.6×33×100×15.5		33	100	15.5	209.21	127.64	1.03	15.35	
ESM 2.6×33×105×17.5		33	105	17.5	227.62	127.64	0.92	15.35	
ESS 2.6×33×90×11.5	2.6	33	90	11.5	170.13	110.28	1.18	15.35	不锈钢
ESS 2.6×33×95×13.5		33	95	13.5	188.15	110.28	1.02	15.35	
ESS 2.6×33×100×15.5		33	100	15.5	206.17	110.28	0.89	15.35	
ESS 2.6×33×105×17.5		33	105	17.5	224.2	110.28	0.8	15.35	
ESM 2.7×33×90×11.5	2.7	33	90	11.5	165.4	142.36	1.65	18.12	碳钢
ESM 2.7×33×95×13.5		33	95	13.5	182.55	142.36	1.42	18.12	
ESM 2.7×33×100×15.5		33	100	15.5	199.7	142.36	1.25	18.12	
ESM 2.7×33×105×17.5		33	105	17.5	216.86	142.36	1.11	18.12	
ESS 2.7×33×90×11.5	2.7	33	90	11.5	163.09	122.85	1.43	18.12	不锈钢
ESS 2.7×33×95×13.5		33	95	13.5	179.87	122.85	1.23	18.12	
ESS 2.7×33×100×15.5		33	100	15.5	196.65	122.85	1.08	18.12	
ESS 2.7×33×105×17.5		33	105	17.5	213.44	122.85	0.97	18.12	
ESM 2.8×33×95×12.5	2.8	33	95	12.5	175.21	158.12	1.71	21.23	碳钢
ESM 2.8×33×100×14.5		33	100	14.5	191.26	158.12	1.5	21.23	
ESM 2.8×33×105×16.5		33	105	16.5	207.32	158.12	1.34	21.23	
ESM 2.8×33×110×18.5		33	110	18.5	223.37	158.12	1.21	21.23	

标准件都为英式钩

M: 碳钢

S: 不锈钢

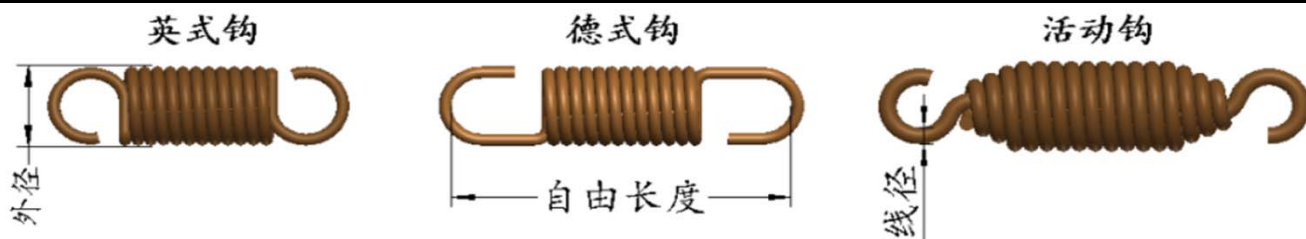


型号	线径 (mm)	外径 (mm)	自由长度 (mm)	总圈数	极限拉伸长度 (mm)	极限载荷 (N)	刚度 (N/mm)	初拉力 (N)	材料
ESS 2.8×33×95×12.5	2.8	33	95	12.5	172.53	136.29	1.48	21.23	不锈钢
ESS 2.8×33×100×14.5		33	100	14.5	188.22	136.29	1.3	21.23	
ESS 2.8×33×105×16.5		33	105	16.5	203.9	136.29	1.16	21.23	
ESS 2.8×33×110×18.5		33	110	18.5	219.58	136.29	1.05	21.23	
ESM 2.9×33×95×12.5	2.9	33	95	12.5	168.33	174.28	2.04	24.7	碳钢
ESM 2.9×33×100×14.5		33	100	14.5	183.37	174.28	1.79	24.7	
ESM 2.9×33×105×16.5		33	105	16.5	198.4	174.28	1.6	24.7	
ESM 2.9×33×110×17.5		33	110	17.5	213.44	174.28	1.45	24.7	
ESS 2.9×33×95×12.5	2.9	33	95	12.5	165.99	150.61	1.77	24.7	不锈钢
ESS 2.9×33×100×14.5		33	100	14.5	180.7	150.61	1.56	24.7	
ESS 2.9×33×105×16.5		33	105	16.5	195.41	150.61	1.39	24.7	
ESS 2.9×33×110×17.5		33	110	17.5	210.13	150.61	1.26	24.7	
ESM 3×33×95×12.5	3	33	95	12.5	162.49	192.12	2.42	28.55	碳钢
ESM 3×33×100×13.5		33	100	13.5	176.66	192.12	2.13	28.55	
ESM 3×33×105×15.5		33	105	15.5	190.84	192.12	1.91	28.55	
ESM 3×33×110×17.5		33	110	17.5	205	192.12	1.72	28.55	
ESS 3×33×95×12.5	3	33	95	12.5	160.14	165.83	2.11	28.55	不锈钢
ESS 3×33×100×13.5		33	100	13.5	173.99	165.83	1.86	28.55	
ESS 3×33×105×15.5		33	105	15.5	187.84	165.83	1.66	28.55	
ESS 3×33×110×17.5		33	110	17.5	201.69	165.83	1.5	28.55	
ESM 3.5×33×95×10.5	3.5	33	95	10.5	140.43	296.1	5.32	54.37	碳钢
ESM 3.5×33×100×12.5		33	100	12.5	151.39	296.1	4.7	54.37	
ESM 3.5×33×105×13.5		33	105	13.5	162.35	296.1	4.21	54.37	
ESM 3.5×33×110×15.5		33	110	15.5	173.31	296.1	3.82	54.37	
ESS 3.5×33×95×10.5	3.5	33	95	10.5	135.52	241.84	4.63	54.37	不锈钢
ESS 3.5×33×100×12.5		33	100	12.5	145.83	241.84	4.09	54.37	
ESS 3.5×33×105×13.5		33	105	13.5	156.15	241.84	3.67	54.37	
ESS 3.5×33×110×15.5		33	110	15.5	166.47	241.84	3.32	54.37	

标准件都为英式钩

M: 碳钢

S: 不锈钢

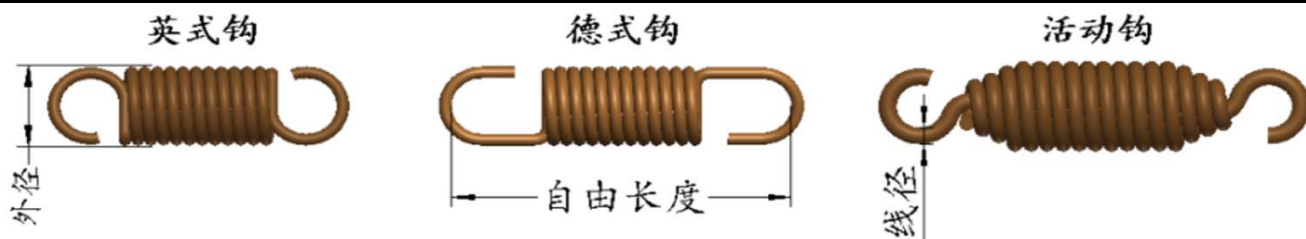


型号	线径 (mm)	外径 (mm)	自由长度 (mm)	总圈数	极限拉伸长度 (mm)	极限载荷 (N)	刚度 (N/mm)	初拉力 (N)	材料
ESM 4×33×100×11.5	4	33	100	11.5	137.44	444.24	9.37	93.43	碳钢
ESM 4×33×105×12.5		33	105	12.5	146.65	444.24	8.42	93.43	
ESM 4×33×110×13.5		33	110	13.5	155.87	444.24	7.65	93.43	
ESM 4×33×115×14.5		33	115	14.5	165.08	444.24	7	93.43	
ESS 4×33×100×11.5	4	33	100	11.5	132.5	358.26	8.15	93.43	不锈钢
ESS 4×33×105×12.5		33	105	12.5	141.16	358.26	7.32	93.43	
ESS 4×33×110×13.5		33	110	13.5	149.82	358.26	6.65	93.43	
ESS 4×33×115×14.5		33	115	14.5	158.48	358.26	6.09	93.43	
ESM 2.3×34×90×12.5	2.3	34	90	12.5	195.44	86.92	0.75	8.18	碳钢
ESM 2.3×34×95×14.5		34	95	14.5	219.29	86.92	0.63	8.18	
ESM 2.3×34×100×16.5		34	100	16.5	243.13	86.92	0.55	8.18	
ESM 2.3×34×105×18.5		34	105	18.5	266.97	86.92	0.49	8.18	
ESS 2.3×34×90×12.5	2.3	34	90	12.5	197.5	75.08	0.62	8.18	不锈钢
ESS 2.3×34×95×14.5		34	95	14.5	221.72	75.08	0.53	8.18	
ESS 2.3×34×100×16.5		34	100	16.5	245.93	75.08	0.46	8.18	
ESS 2.3×34×105×18.5		34	105	18.5	270.14	75.08	0.41	8.18	
ESM 2.4×34×95×13.5	2.4	34	95	13.5	207.62	98.36	0.79	9.95	碳钢
ESM 2.4×34×100×15.5		34	100	15.5	229.55	98.36	0.68	9.95	
ESM 2.4×34×105×18.5		34	105	18.5	251.49	98.36	0.6	9.95	
ESM 2.4×34×110×20.5		34	110	20.5	273.45	98.36	0.54	9.95	
ESS 2.4×34×95×13.5	2.4	34	95	13.5	209.51	84.87	0.65	9.95	不锈钢
ESS 2.4×34×100×15.5		34	100	15.5	231.75	84.87	0.57	9.95	
ESS 2.4×34×105×18.5		34	105	18.5	253.96	84.87	0.5	9.95	
ESS 2.4×34×110×20.5		34	110	20.5	276.18	84.87	0.45	9.95	
ESM 2.5×34×95×13.5	2.5	34	95	13.5	197.39	110.72	0.96	11.98	碳钢
ESM 2.5×34×100×15.5		34	100	15.5	217.67	110.72	0.84	11.98	
ESM 2.5×34×105×17.5		34	105	17.5	237.95	110.72	0.74	11.98	
ESM 2.5×34×110×19.5		34	110	19.5	258.24	110.72	0.67	11.98	

标准件都为英式钩

M: 碳钢

S: 不锈钢

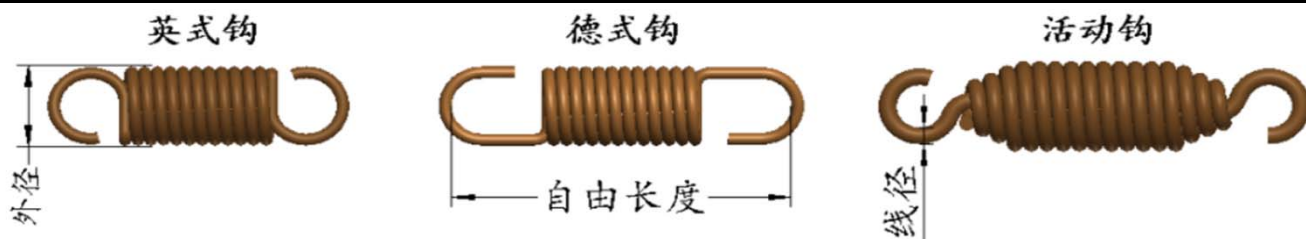


型号	线径 (mm)	外径 (mm)	自由长度 (mm)	总圈数	极限拉伸长度 (mm)	极限载荷 (N)	刚度 (N/mm)	初拉力 (N)	材料
ESS 2.5×34×95×13.5	2.5	34	95	13.5	198.83	95.42	0.8	11.98	不锈钢
ESS 2.5×34×100×15.5		34	100	15.5	219.33	95.42	0.7	11.98	
ESS 2.5×34×105×17.5		34	105	17.5	239.83	95.42	0.62	11.98	
ESS 2.5×34×110×19.5		34	110	19.5	260.33	95.42	0.56	11.98	
ESM 2.6×34×100×14.5	2.6	34	100	14.5	211.4	123.58	0.98	14.28	碳钢
ESM 2.6×34×105×16.5		34	105	16.5	230.77	123.58	0.87	14.28	
ESM 2.6×34×110×18.5		34	110	18.5	250.13	123.58	0.78	14.28	
ESM 2.6×34×115×20.5		34	115	20.5	269.51	123.58	0.71	14.28	
ESS 2.6×34×100×14.5	2.6	34	100	14.5	208.41	106.77	0.85	14.28	不锈钢
ESS 2.6×34×105×16.5		34	105	16.5	227.39	106.77	0.76	14.28	
ESS 2.6×34×110×18.5		34	110	18.5	246.38	106.77	0.68	14.28	
ESS 2.6×34×115×20.5		34	115	20.5	265.37	106.77	0.62	14.28	
ESM 2.7×34×100×14.5	2.7	34	100	14.5	201.77	137.81	1.19	16.88	碳钢
ESM 2.7×34×105×16.5		34	105	16.5	219.81	137.81	1.05	16.88	
ESM 2.7×34×110×18.5		34	110	18.5	237.84	137.81	0.95	16.88	
ESM 2.7×34×115×20.5		34	115	20.5	255.89	137.81	0.86	16.88	
ESS 2.7×34×100×14.5	2.7	34	100	14.5	198.76	118.93	1.03	16.88	不锈钢
ESS 2.7×34×105×16.5		34	105	16.5	216.41	118.93	0.92	16.88	
ESS 2.7×34×110×18.5		34	110	18.5	234.06	118.93	0.82	16.88	
ESS 2.7×34×115×20.5		34	115	20.5	251.73	118.93	0.75	16.88	
ESM 2.8×34×100×14.5	2.8	34	100	14.5	193.21	153.05	1.43	19.79	碳钢
ESM 2.8×34×105×15.5		34	105	15.5	210.08	153.05	1.27	19.79	
ESM 2.8×34×110×17.5		34	110	17.5	226.95	153.05	1.14	19.79	
ESM 2.8×34×115×19.5		34	115	19.5	243.82	153.05	1.03	19.79	
ESS 2.8×34×100×14.5	2.8	34	100	14.5	190.2	131.92	1.24	19.79	不锈钢
ESS 2.8×34×105×15.5		34	105	15.5	206.68	131.92	1.1	19.79	
ESS 2.8×34×110×17.5		34	110	17.5	223.16	131.92	0.99	19.79	
ESS 2.8×34×115×19.5		34	115	19.5	239.64	131.92	0.9	19.79	

标准件都为英式钩

M: 碳钢

S: 不锈钢

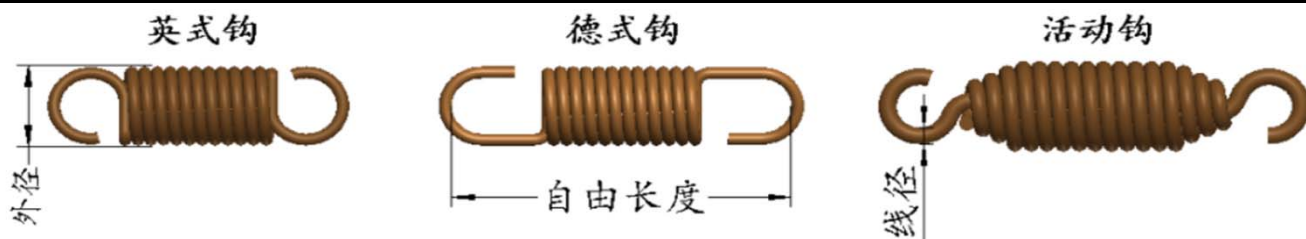


型号	线径 (mm)	外径 (mm)	自由长度 (mm)	总圈数	极限拉伸长度 (mm)	极限载荷 (N)	刚度 (N/mm)	初拉力 (N)	材料
ESM 2.9×34×100×13.5	2.9	34	100	13.5	185.21	168.68	1.71	23.05	碳钢
ESM 2.9×34×105×15.5		34	105	15.5	200.99	168.68	1.52	23.05	
ESM 2.9×34×110×17.5		34	110	17.5	216.77	168.68	1.36	23.05	
ESM 2.9×34×115×18.5		34	115	18.5	232.54	168.68	1.24	23.05	
ESS 2.9×34×100×13.5	2.9	34	100	13.5	182.57	145.77	1.49	23.05	不锈钢
ESS 2.9×34×105×15.5		34	105	15.5	198.02	145.77	1.32	23.05	
ESS 2.9×34×110×17.5		34	110	17.5	213.46	145.77	1.19	23.05	
ESS 2.9×34×115×18.5		34	115	18.5	228.91	145.77	1.08	23.05	
ESM 3×34×100×13.5	3	34	100	13.5	178.41	185.93	2.03	26.68	碳钢
ESM 3×34×110×16.5		34	110	16.5	208.12	185.93	1.62	26.68	
ESM 3×34×120×19.5		34	120	19.5	237.82	185.93	1.35	26.68	
ESM 3×34×130×23.5		34	130	23.5	267.52	185.93	1.16	26.68	
ESS 3×34×100×13.5	3	34	100	13.5	175.77	160.48	1.77	26.68	不锈钢
ESS 3×34×110×16.5		34	110	16.5	204.8	160.48	1.41	26.68	
ESS 3×34×120×19.5		34	120	19.5	233.84	160.48	1.18	26.68	
ESS 3×34×130×23.5		34	130	23.5	262.87	160.48	1.01	26.68	
ESM 3.5×34×100×11.5	3.5	34	100	11.5	152.73	286.39	4.46	51.03	碳钢
ESM 3.5×34×110×14.5		34	110	14.5	175.56	286.39	3.59	51.03	
ESM 3.5×34×120×17.5		34	120	17.5	198.39	286.39	3	51.03	
ESM 3.5×34×130×20.5		34	130	20.5	221.22	286.39	2.58	51.03	
ESS 3.5×34×100×11.5	3.5	34	100	11.5	147.12	233.91	3.88	51.03	不锈钢
ESS 3.5×34×110×14.5		34	110	14.5	168.58	233.91	3.12	51.03	
ESS 3.5×34×120×17.5		34	120	17.5	190.05	233.91	2.61	51.03	
ESS 3.5×34×130×20.5		34	130	20.5	211.51	233.91	2.24	51.03	
ESM 4×34×100×10.5	4	34	100	10.5	138.52	429.43	8.86	87.98	碳钢
ESM 4×34×110×13.5		34	110	13.5	157.61	429.43	7.17	87.98	
ESM 4×34×120×15.5		34	120	15.5	176.69	429.43	6.02	87.98	
ESM 4×34×130×18.5		34	130	18.5	195.78	429.43	5.19	87.98	

标准件都为英式钩

M: 碳钢

S: 不锈钢

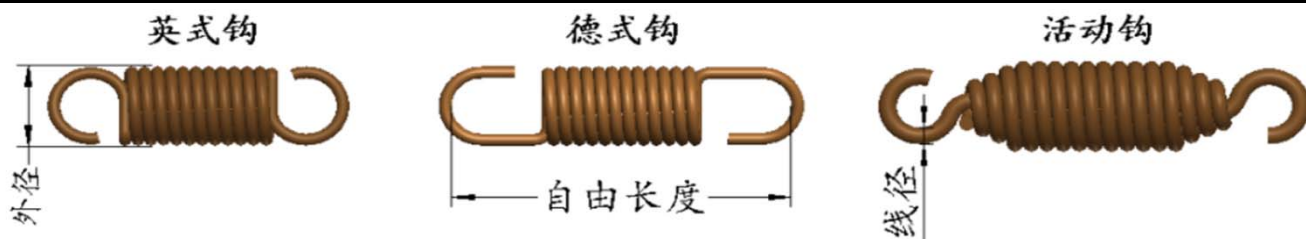


型号	线径 (mm)	外径 (mm)	自由长度 (mm)	总圈数	极限拉伸长度 (mm)	极限载荷 (N)	刚度 (N/mm)	初拉力 (N)	材料
ESS 4×34×100×10.5	4	34	100	10.5	133.52	346.32	7.71	87.98	不锈钢
ESS 4×34×110×13.5		34	110	13.5	151.42	346.32	6.24	87.98	
ESS 4×34×120×15.5		34	120	15.5	169.33	346.32	5.24	87.98	
ESS 4×34×130×18.5		34	130	18.5	187.23	346.32	4.51	87.98	
ESM 2.3×35×90×11.5	2.3	35	90	11.5	194.66	84.26	0.73	7.58	碳钢
ESM 2.3×35×95×13.5		35	95	13.5	219.81	84.26	0.61	7.58	
ESM 2.3×35×100×15.5		35	100	15.5	244.96	84.26	0.53	7.58	
ESM 2.3×35×105×17.5		35	105	17.5	270.08	84.26	0.46	7.58	
ESS 2.3×35×90×11.5	2.3	35	90	11.5	196.81	72.78	0.61	7.58	不锈钢
ESS 2.3×35×95×13.5		35	95	13.5	222.35	72.78	0.51	7.58	
ESS 2.3×35×100×15.5		35	100	15.5	247.89	72.78	0.44	7.58	
ESS 2.3×35×105×17.5		35	105	17.5	273.45	72.78	0.39	7.58	
ESM 2.4×35×95×13.5	2.4	35	95	13.5	208.2	95.34	0.76	9.23	碳钢
ESM 2.4×35×100×15.5		35	100	15.5	231.3	95.34	0.66	9.23	
ESM 2.4×35×105×17.5		35	105	17.5	254.42	95.34	0.58	9.23	
ESM 2.4×35×110×19.5		35	110	19.5	277.53	95.34	0.51	9.23	
ESS 2.4×35×95×13.5	2.4	35	95	13.5	210.21	82.26	0.63	9.23	不锈钢
ESS 2.4×35×100×15.5		35	100	15.5	233.63	82.26	0.55	9.23	
ESS 2.4×35×105×17.5		35	105	17.5	257.08	82.26	0.48	9.23	
ESS 2.4×35×110×19.5		35	110	19.5	280.51	82.26	0.43	9.23	
ESM 2.5×35×95×12.5	2.5	35	95	12.5	197.99	107.31	0.93	11.13	碳钢
ESM 2.5×35×100×14.5		35	100	14.5	219.35	107.31	0.81	11.13	
ESM 2.5×35×105×16.5		35	105	16.5	240.7	107.31	0.71	11.13	
ESM 2.5×35×110×18.5		35	110	18.5	262.05	107.31	0.63	11.13	
ESS 2.5×35×95×12.5	2.5	35	95	12.5	199.54	92.48	0.78	11.13	不锈钢
ESS 2.5×35×100×14.5		35	100	14.5	221.14	92.48	0.67	11.13	
ESS 2.5×35×105×16.5		35	105	16.5	242.73	92.48	0.59	11.13	
ESS 2.5×35×110×18.5		35	110	18.5	264.32	92.48	0.53	11.13	

标准件都为英式钩

M: 碳钢

S: 不锈钢

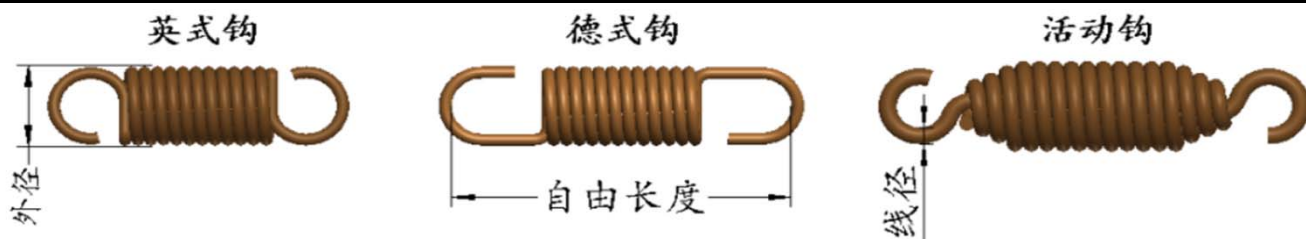


型号	线径 (mm)	外径 (mm)	自由长度 (mm)	总圈数	极限拉伸长度 (mm)	极限载荷 (N)	刚度 (N/mm)	初拉力 (N)	材料
ESM 2.6×35×95×12.5	2.6	35	95	12.5	192.69	119.76	1.09	13.29	碳钢
ESM 2.6×35×100×14.5		35	100	14.5	213.07	119.76	0.94	13.29	
ESM 2.6×35×105×16.5		35	105	16.5	233.44	119.76	0.83	13.29	
ESM 2.6×35×110×17.5		35	110	17.5	253.83	119.76	0.74	13.29	
ESS 2.6×35×95×12.5	2.6	35	95	12.5	190.15	103.47	0.95	13.29	不锈钢
ESS 2.6×35×100×14.5		35	100	14.5	210.13	103.47	0.82	13.29	
ESS 2.6×35×105×16.5		35	105	16.5	230.12	103.47	0.72	13.29	
ESS 2.6×35×110×17.5		35	110	17.5	250.08	103.47	0.64	13.29	
ESM 2.7×35×100×13.5	2.7	35	100	13.5	203.37	133.55	1.14	15.73	碳钢
ESM 2.7×35×105×15.5		35	105	15.5	222.33	133.55	1	15.73	
ESM 2.7×35×110×17.5		35	110	17.5	241.29	133.55	0.9	15.73	
ESM 2.7×35×115×19.5		35	115	19.5	260.24	133.55	0.81	15.73	
ESS 2.7×35×100×13.5	2.7	35	100	13.5	200.41	115.25	0.99	15.73	不锈钢
ESS 2.7×35×105×15.5		35	105	15.5	218.97	115.25	0.87	15.73	
ESS 2.7×35×110×17.5		35	110	17.5	237.52	115.25	0.78	15.73	
ESS 2.7×35×115×19.5		35	115	19.5	256.1	115.25	0.71	15.73	
ESM 2.8×35×100×13.5	2.8	35	100	13.5	194.74	148.3	1.37	18.47	碳钢
ESM 2.8×35×105×15.5		35	105	15.5	212.45	148.3	1.21	18.47	
ESM 2.8×35×110×16.5		35	110	16.5	230.15	148.3	1.08	18.47	
ESM 2.8×35×115×18.5		35	115	18.5	247.87	148.3	0.98	18.47	
ESS 2.8×35×100×13.5	2.8	35	100	13.5	191.78	127.82	1.19	18.47	不锈钢
ESS 2.8×35×110×16.5		35	110	16.5	226.39	127.82	0.94	18.47	
ESS 2.8×35×120×20.5		35	120	20.5	261.01	127.82	0.78	18.47	
ESS 2.8×35×130×24.5		35	130	24.5	295.63	127.82	0.66	18.47	
ESM 2.9×35×100×12.5	2.9	35	100	12.5	186.67	163.43	1.64	21.54	碳钢
ESM 2.9×35×110×16.5		35	110	16.5	219.77	163.43	1.29	21.54	
ESM 2.9×35×120×19.5		35	120	19.5	252.85	163.43	1.07	21.54	
ESM 2.9×35×130×23.5		35	130	23.5	285.94	163.43	0.91	21.54	

标准件都为英式钩

M: 碳钢

S: 不锈钢

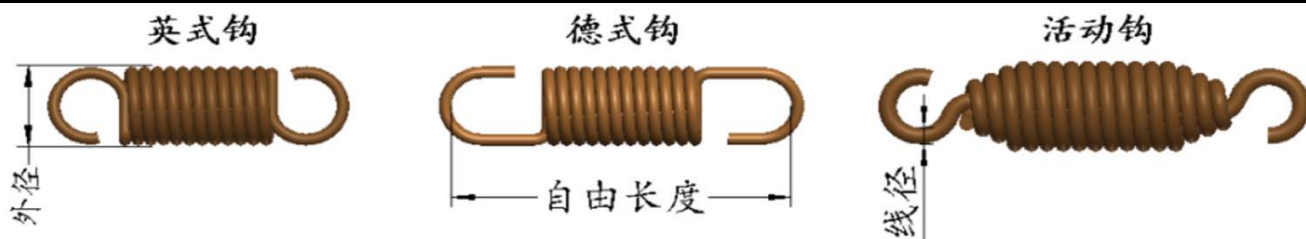


型号	线径 (mm)	外径 (mm)	自由长度 (mm)	总圈数	极限拉伸长度 (mm)	极限载荷 (N)	刚度 (N/mm)	初拉力 (N)	材料
ESS 2.9×35×100×12.5	2.9	35	100	12.5	184.08	141.22	1.42	21.54	不锈钢
ESS 2.9×35×110×16.5		35	110	16.5	216.48	141.22	1.12	21.54	
ESS 2.9×35×120×19.5		35	120	19.5	248.87	141.22	0.93	21.54	
ESS 2.9×35×130×23.5		35	130	23.5	281.27	141.22	0.79	21.54	
ESM 3×35×100×12.5	3	35	100	12.5	179.81	180.12	1.94	24.95	碳钢
ESM 3×35×110×15.5		35	110	15.5	210.93	180.12	1.54	24.95	
ESM 3×35×120×19.5		35	120	19.5	242.04	180.12	1.27	24.95	
ESM 3×35×130×22.5		35	130	22.5	273.15	180.12	1.08	24.95	
ESS 3×35×100×12.5	3	35	100	12.5	177.2	155.46	1.69	24.95	不锈钢
ESS 3×35×110×15.5		35	110	15.5	207.62	155.46	1.34	24.95	
ESS 3×35×120×19.5		35	120	19.5	238.04	155.46	1.11	24.95	
ESS 3×35×130×22.5		35	130	22.5	268.47	155.46	0.94	24.95	
ESM 3.5×35×100×11.5	3.5	35	100	11.5	153.85	277.3	4.26	47.95	碳钢
ESM 3.5×35×110×14.5		35	110	14.5	177.62	277.3	3.39	47.95	
ESM 3.5×35×120×16.5		35	120	16.5	201.4	277.3	2.82	47.95	
ESM 3.5×35×130×19.5		35	130	19.5	225.17	277.3	2.41	47.95	
ESS 3.5×35×105×12.5	3.5	35	105	12.5	159.37	226.48	3.28	47.95	不锈钢
ESS 3.5×35×110×14.5		35	110	14.5	170.54	226.48	2.95	47.95	
ESS 3.5×35×120×16.5		35	120	16.5	192.87	226.48	2.45	47.95	
ESS 3.5×35×130×19.5		35	130	19.5	215.2	226.48	2.1	47.95	
ESM 4×35×100×10.5	4	35	100	10.5	139.45	415.58	8.43	82.93	碳钢
ESM 4×35×110×12.5		35	110	12.5	159.22	415.58	6.76	82.93	
ESM 4×35×120×15.5		35	120	15.5	178.99	415.58	5.64	82.93	
ESM 4×35×130×17.5		35	130	17.5	198.75	415.58	4.84	82.93	
ESS 4×35×100×10.5	4	35	100	10.5	134.4	335.15	7.33	82.93	不锈钢
ESS 4×35×110×12.5		35	110	12.5	152.92	335.15	5.88	82.93	
ESS 4×35×120×15.5		35	120	15.5	171.43	335.15	4.9	82.93	
ESS 4×35×130×17.5		35	130	17.5	189.95	335.15	4.21	82.93	

标准件都为英式钩

M: 碳钢

S: 不锈钢

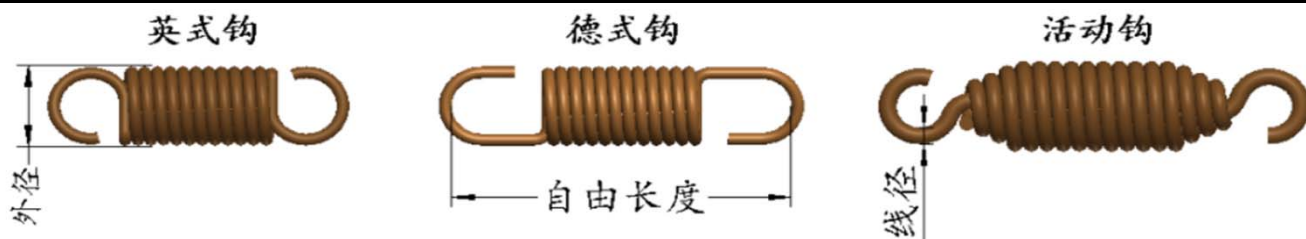


型号	线径 (mm)	外径 (mm)	自由长度 (mm)	总圈数	极限拉伸长度 (mm)	极限载荷 (N)	刚度 (N/mm)	初拉力 (N)	材料
ESM 2.4×36×95×12.5	2.4	36	95	12.5	208.07	92.5	0.74	8.57	碳钢
ESM 2.4×36×100×14.5		36	100	14.5	232.4	92.5	0.63	8.57	
ESM 2.4×36×105×16.5		36	105	16.5	256.72	92.5	0.55	8.57	
ESM 2.4×36×110×18.5		36	110	18.5	281.08	92.5	0.49	8.57	
ESS 2.4×36×95×12.5	2.4	36	95	12.5	210.16	79.81	0.62	8.57	不锈钢
ESS 2.4×36×100×14.5		36	100	14.5	234.85	79.81	0.53	8.57	
ESS 2.4×36×105×16.5		36	105	16.5	259.53	79.81	0.46	8.57	
ESS 2.4×36×110×18.5		36	110	18.5	284.22	79.81	0.41	8.57	
ESM 2.5×36×95×11.5	2.5	36	95	11.5	197.97	104.11	0.91	10.35	碳钢
ESM 2.5×36×100×13.5		36	100	13.5	220.42	104.11	0.78	10.35	
ESM 2.5×36×105×15.5		36	105	15.5	242.88	104.11	0.68	10.35	
ESM 2.5×36×110×17.5		36	110	17.5	265.33	104.11	0.6	10.35	
ESS 2.5×36×95×11.5	2.5	36	95	11.5	199.6	89.72	0.76	10.35	不锈钢
ESS 2.5×36×100×13.5		36	100	13.5	222.34	89.72	0.65	10.35	
ESS 2.5×36×105×15.5		36	105	15.5	245.06	89.72	0.57	10.35	
ESS 2.5×36×110×17.5		36	110	17.5	267.8	89.72	0.5	10.35	
ESM 2.6×36×100×13.5	2.6	36	100	13.5	214.18	116.18	0.91	12.38	碳钢
ESM 2.6×36×105×15.5		36	105	15.5	235.6	116.18	0.79	12.38	
ESM 2.6×36×110×17.5		36	110	17.5	257.03	116.18	0.71	12.38	
ESM 2.6×36×115×19.5		36	115	19.5	278.46	116.18	0.64	12.38	
ESS 2.6×36×100×13.5	2.6	36	100	13.5	211.32	100.38	0.79	12.38	不锈钢
ESS 2.6×36×105×15.5		36	105	15.5	232.33	100.38	0.69	12.38	
ESS 2.6×36×110×17.5		36	110	17.5	253.34	100.38	0.61	12.38	
ESS 2.6×36×115×19.5		36	115	19.5	274.36	100.38	0.55	12.38	
ESM 2.7×36×100×12.5	2.7	36	100	12.5	204.46	129.54	1.1	14.67	碳钢
ESM 2.7×36×105×14.5		36	105	14.5	224.38	129.54	0.96	14.67	
ESM 2.7×36×110×16.5		36	110	16.5	244.3	129.54	0.86	14.67	
ESM 2.7×36×115×18.5		36	115	18.5	264.21	129.54	0.77	14.67	

标准件都为英式钩

M: 碳钢

S: 不锈钢

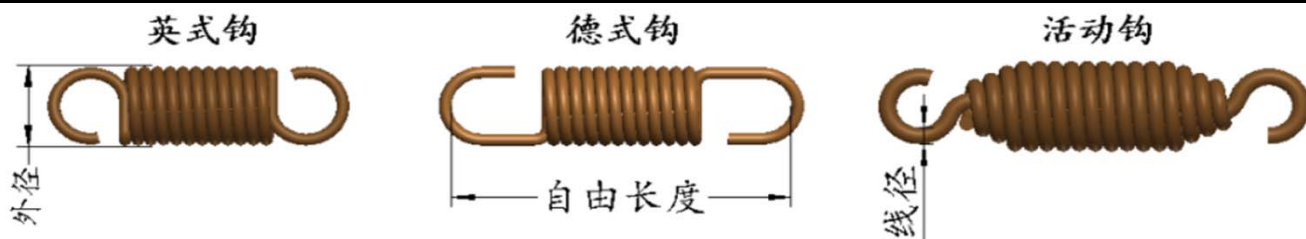


型号	线径 (mm)	外径 (mm)	自由长度 (mm)	总圈数	极限拉伸长度 (mm)	极限载荷 (N)	刚度 (N/mm)	初拉力 (N)	材料
ESS 2.7×36×100×12.5	2.7	36	100	12.5	201.56	111.79	0.96	14.67	不锈钢
ESS 2.7×36×105×14.5		36	105	14.5	221.07	111.79	0.84	14.67	
ESS 2.7×36×110×16.5		36	110	16.5	240.56	111.79	0.74	14.67	
ESS 2.7×36×115×18.5		36	115	18.5	260.07	111.79	0.67	14.67	
ESM 2.8×36×100×12.5	2.8	36	100	12.5	195.82	143.83	1.32	17.26	碳钢
ESM 2.8×36×110×16.5		36	110	16.5	232.97	143.83	1.03	17.26	
ESM 2.8×36×120×19.5		36	120	19.5	270.13	143.83	0.84	17.26	
ESM 2.8×36×130×23.5		36	130	23.5	307.3	143.83	0.71	17.26	
ESS 2.8×36×100×12.5	2.8	36	100	12.5	192.9	123.97	1.15	17.26	不锈钢
ESS 2.8×36×110×16.5		36	110	16.5	229.24	123.97	0.9	17.26	
ESS 2.8×36×120×19.5		36	120	19.5	265.57	123.97	0.73	17.26	
ESS 2.8×36×130×23.5		36	130	23.5	301.9	123.97	0.62	17.26	
ESM 2.9×36×100×12.5	2.9	36	100	12.5	187.72	158.49	1.58	20.15	碳钢
ESM 2.9×36×110×15.5		36	110	15.5	222.4	158.49	1.23	20.15	
ESM 2.9×36×120×19.5		36	120	19.5	257.08	158.49	1.01	20.15	
ESM 2.9×36×130×22.5		36	130	22.5	291.76	158.49	0.86	20.15	
ESS 2.9×36×100×12.5	2.9	36	100	12.5	185.18	136.96	1.37	20.15	不锈钢
ESS 2.9×36×110×15.5		36	110	15.5	219.15	136.96	1.07	20.15	
ESS 2.9×36×120×19.5		36	120	19.5	253.12	136.96	0.88	20.15	
ESS 2.9×36×130×22.5		36	130	22.5	287.09	136.96	0.74	20.15	
ESM 3×36×100×11.5	3	36	100	11.5	180.83	174.66	1.87	23.37	碳钢
ESM 3×36×110×15.5		36	110	15.5	213.41	174.66	1.46	23.37	
ESM 3×36×120×18.5		36	120	18.5	245.98	174.66	1.2	23.37	
ESM 3×36×130×21.5		36	130	21.5	278.56	174.66	1.02	23.37	
ESS 3×36×100×11.5	3	36	100	11.5	178.27	150.75	1.63	23.37	不锈钢
ESS 3×36×110×15.5		36	110	15.5	210.13	150.75	1.27	23.37	
ESS 3×36×120×18.5		36	120	18.5	241.99	150.75	1.04	23.37	
ESS 3×36×130×21.5		36	130	21.5	273.86	150.75	0.89	23.37	

标准件都为英式钩

M: 碳钢

S: 不锈钢

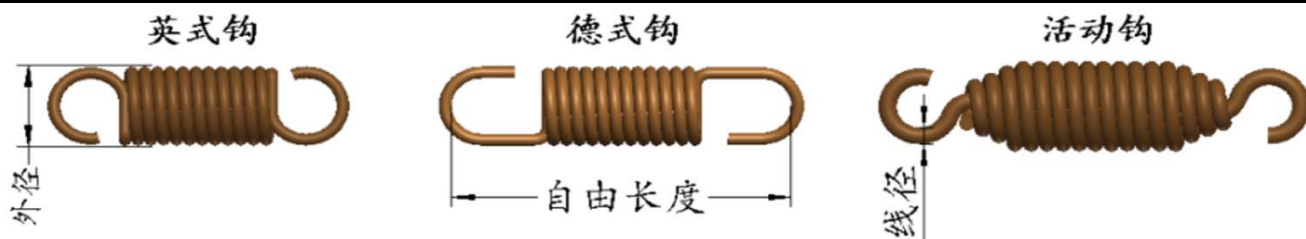


型号	线径 (mm)	外径 (mm)	自由长度 (mm)	总圈数	极限拉伸长度 (mm)	极限载荷 (N)	刚度 (N/mm)	初拉力 (N)	材料
ESM 3.5×36×100×10.5	3.5	36	100	10.5	154.73	268.77	4.09	45.1	碳钢
ESM 3.5×36×110×13.5		36	110	13.5	179.48	268.77	3.22	45.1	
ESM 3.5×36×120×16.5		36	120	16.5	204.23	268.77	2.66	45.1	
ESM 3.5×36×130×19.5		36	130	19.5	228.98	268.77	2.26	45.1	
ESS 3.5×36×100×10.5	3.5	36	100	10.5	149.08	219.51	3.55	45.1	不锈钢
ESS 3.5×36×110×13.5		36	110	13.5	172.31	219.51	2.8	45.1	
ESS 3.5×36×120×16.5		36	120	16.5	195.53	219.51	2.31	45.1	
ESS 3.5×36×130×19.5		36	130	19.5	218.76	219.51	1.96	45.1	
ESM 4×36×100×9.5	4	36	100	9.5	140.22	402.59	8.06	78.26	碳钢
ESM 4×36×110×12.5		36	110	12.5	160.69	402.59	6.4	78.26	
ESM 4×36×120×14.5		36	120	14.5	181.16	402.59	5.3	78.26	
ESM 4×36×130×17.5		36	130	17.5	201.64	402.59	4.53	78.26	
ESS 4×36×100×9.5	4	36	100	9.5	135.14	324.67	7.01	78.26	不锈钢
ESS 4×36×110×12.5		36	110	12.5	154.29	324.67	5.56	78.26	
ESS 4×36×120×14.5		36	120	14.5	173.44	324.67	4.61	78.26	
ESS 4×36×130×17.5		36	130	17.5	192.59	324.67	3.94	78.26	
ESM 2.5×37×95×11.5	2.5	37	95	11.5	197.27	101.09	0.89	9.64	碳钢
ESM 2.5×37×100×13.5		37	100	13.5	220.86	101.09	0.76	9.64	
ESM 2.5×37×105×15.5		37	105	15.5	244.45	101.09	0.66	9.64	
ESM 2.5×37×110×17.5		37	110	17.5	268.06	101.09	0.58	9.64	
ESS 2.5×37×95×11.5	2.5	37	95	11.5	198.98	87.12	0.75	9.64	不锈钢
ESS 2.5×37×100×13.5		37	100	13.5	222.87	87.12	0.63	9.64	
ESS 2.5×37×105×15.5		37	105	15.5	246.78	87.12	0.55	9.64	
ESS 2.5×37×110×17.5		37	110	17.5	270.69	87.12	0.48	9.64	
ESM 2.6×37×95×10.5	2.6	37	95	10.5	192.19	112.8	1.04	11.54	碳钢
ESM 2.6×37×100×12.5		37	100	12.5	214.69	112.8	0.88	11.54	
ESM 2.6×37×105×14.5		37	105	14.5	237.19	112.8	0.77	11.54	
ESM 2.6×37×110×16.5		37	110	16.5	259.7	112.8	0.68	11.54	

标准件都为英式钩

M: 碳钢

S: 不锈钢

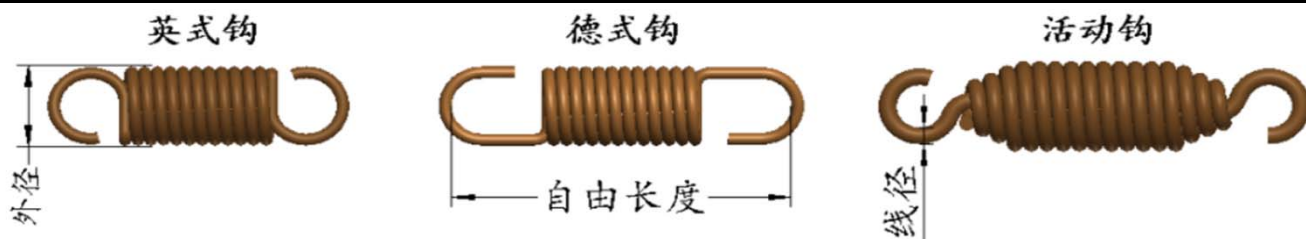


型号	线径 (mm)	外径 (mm)	自由长度 (mm)	总圈数	极限拉伸长度 (mm)	极限载荷 (N)	刚度 (N/mm)	初拉力 (N)	材料
ESS 2.6×37×95×10.5	2.6	37	95	10.5	189.83	97.46	0.91	11.54	不锈钢
ESS 2.6×37×100×12.5		37	100	12.5	211.91	97.46	0.77	11.54	
ESS 2.6×37×105×14.5		37	105	14.5	233.98	97.46	0.67	11.54	
ESS 2.6×37×110×16.5		37	110	16.5	256.06	97.46	0.59	11.54	
ESM 2.7×37×100×12.5	2.7	37	100	12.5	205.01	125.76	1.07	13.7	碳钢
ESM 2.7×37×110×15.5		37	110	15.5	246.81	125.76	0.82	13.7	
ESM 2.7×37×120×19.5		37	120	19.5	288.61	125.76	0.66	13.7	
ESM 2.7×37×130×23.5		37	130	23.5	330.43	125.76	0.56	13.7	
ESS 2.7×37×100×12.5	2.7	37	100	12.5	202.19	108.53	0.93	13.7	不锈钢
ESS 2.7×37×110×15.5		37	110	15.5	243.14	108.53	0.71	13.7	
ESS 2.7×37×120×19.5		37	120	19.5	284.08	108.53	0.58	13.7	
ESS 2.7×37×130×23.5		37	130	23.5	325.03	108.53	0.49	13.7	
ESM 2.8×37×100×11.5	2.8	37	100	11.5	196.39	139.63	1.28	16.14	碳钢
ESM 2.8×37×110×15.5		37	110	15.5	235.36	139.63	0.99	16.14	
ESM 2.8×37×120×19.5		37	120	19.5	274.32	139.63	0.8	16.14	
ESM 2.8×37×130×22.5		37	130	22.5	313.27	139.63	0.67	16.14	
ESS 2.8×37×100×11.5	2.8	37	100	11.5	193.55	120.35	1.11	16.14	不锈钢
ESS 2.8×37×110×15.5		37	110	15.5	231.66	120.35	0.86	16.14	
ESS 2.8×37×120×19.5		37	120	19.5	269.78	120.35	0.7	16.14	
ESS 2.8×37×130×22.5		37	130	22.5	307.87	120.35	0.59	16.14	
ESM 2.9×37×100×11.5	2.9	37	100	11.5	188.31	153.84	1.53	18.86	碳钢
ESM 2.9×37×110×15.5		37	110	15.5	224.65	153.84	1.18	18.86	
ESM 2.9×37×120×18.5		37	120	18.5	260.99	153.84	0.96	18.86	
ESM 2.9×37×130×21.5		37	130	21.5	297.3	153.84	0.81	18.86	
ESS 2.9×37×100×11.5	2.9	37	100	11.5	185.84	132.94	1.33	18.86	不锈钢
ESS 2.9×37×110×15.5		37	110	15.5	221.43	132.94	1.02	18.86	
ESS 2.9×37×120×18.5		37	120	18.5	257.02	132.94	0.83	18.86	
ESS 2.9×37×130×21.5		37	130	21.5	292.62	132.94	0.7	18.86	

标准件都为英式钩

M: 碳钢

S: 不锈钢

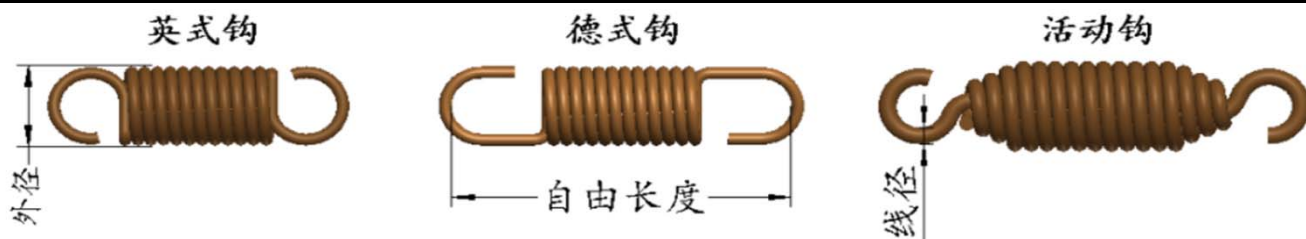


型号	线径 (mm)	外径 (mm)	自由长度 (mm)	总圈数	极限拉伸长度 (mm)	极限载荷 (N)	刚度 (N/mm)	初拉力 (N)	材料
ESM 3×37×100×11.5	3	37	100	11.5	181.44	169.52	1.81	21.9	碳钢
ESM 3×37×110×14.5		37	110	14.5	215.54	169.52	1.4	21.9	
ESM 3×37×120×17.5		37	120	17.5	249.63	169.52	1.14	21.9	
ESM 3×37×130×21.5		37	130	21.5	283.73	169.52	0.96	21.9	
ESS 3×37×100×11.5	3	37	100	11.5	178.94	146.32	1.58	21.9	不锈钢
ESS 3×37×110×14.5		37	110	14.5	212.29	146.32	1.22	21.9	
ESS 3×37×120×17.5		37	120	17.5	245.64	146.32	0.99	21.9	
ESS 3×37×130×21.5		37	130	21.5	279.01	146.32	0.84	21.9	
ESM 3.5×37×105×11.5	3.5	37	105	11.5	168.23	260.75	3.45	42.46	碳钢
ESM 3.5×37×115×14.5		37	115	14.5	193.99	260.75	2.76	42.46	
ESM 3.5×37×125×17.5		37	125	17.5	219.76	260.75	2.3	42.46	
ESM 3.5×37×135×20.5		37	135	20.5	245.53	260.75	1.97	42.46	
ESS 3.5×37×105×11.5	3.5	37	105	11.5	161.79	212.96	3	42.46	不锈钢
ESS 3.5×37×115×14.5		37	115	14.5	185.95	212.96	2.4	42.46	
ESS 3.5×37×125×17.5		37	125	17.5	210.12	212.96	2	42.46	
ESS 3.5×37×135×20.5		37	135	20.5	234.28	212.96	1.72	42.46	
ESM 4×37×105×10.5	4	37	105	10.5	151.4	390.39	6.82	73.92	碳钢
ESM 4×37×115×12.5		37	115	12.5	172.61	390.39	5.49	73.92	
ESM 4×37×125×15.5		37	125	15.5	193.81	390.39	4.6	73.92	
ESM 4×37×135×17.5		37	135	17.5	215.02	390.39	3.95	73.92	
ESS 4×37×105×10.5	4	37	105	10.5	145.62	314.83	5.93	73.92	不锈钢
ESS 4×37×115×12.5		37	115	12.5	165.43	314.83	4.78	73.92	
ESS 4×37×125×15.5		37	125	15.5	185.24	314.83	4	73.92	
ESS 4×37×135×17.5		37	135	17.5	205.05	314.83	3.44	73.92	
ESM 2.6×38×100×11.5	2.6	38	100	11.5	214.56	109.62	0.86	10.77	碳钢
ESM 2.6×38×110×15.5		38	110	15.5	261.78	109.62	0.65	10.77	
ESM 2.6×38×120×19.5		38	120	19.5	309.03	109.62	0.52	10.77	
ESM 2.6×38×130×23.5		38	130	23.5	356.29	109.62	0.44	10.77	

标准件都为英式钩

M: 碳钢

S: 不锈钢

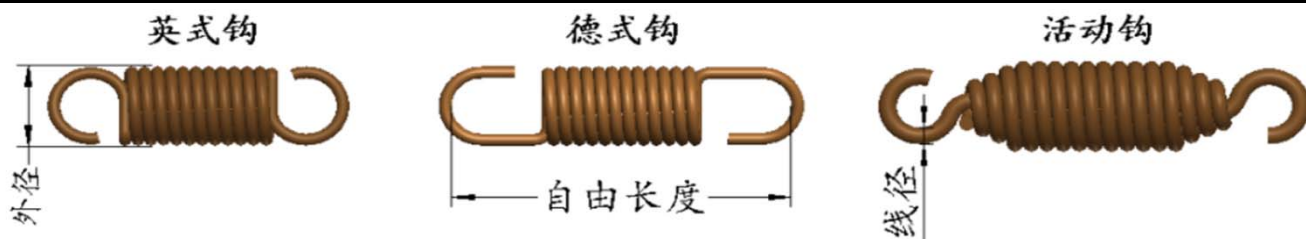


型号	线径 (mm)	外径 (mm)	自由长度 (mm)	总圈数	极限拉伸长度 (mm)	极限载荷 (N)	刚度 (N/mm)	初拉力 (N)	材料
ESS 2.6×38×100×11.5	2.6	38	100	11.5	211.86	94.7	0.75	10.77	不锈钢
ESS 2.6×38×110×15.5		38	110	15.5	258.23	94.7	0.57	10.77	
ESS 2.6×38×120×19.5		38	120	19.5	304.58	94.7	0.45	10.77	
ESS 2.6×38×130×23.5		38	130	23.5	350.99	94.7	0.38	10.77	
ESM 2.7×38×100×11.5	2.7	38	100	11.5	204.97	122.2	1.04	12.81	碳钢
ESM 2.7×38×110×15.5		38	110	15.5	248.8	122.2	0.79	12.81	
ESM 2.7×38×120×18.5		38	120	18.5	292.65	122.2	0.63	12.81	
ESM 2.7×38×130×22.5		38	130	22.5	336.48	122.2	0.53	12.81	
ESS 2.7×38×100×11.5	2.7	38	100	11.5	202.24	105.45	0.91	12.81	不锈钢
ESS 2.7×38×110×15.5		38	110	15.5	245.19	105.45	0.69	12.81	
ESS 2.7×38×120×18.5		38	120	18.5	288.14	105.45	0.55	12.81	
ESS 2.7×38×130×22.5		38	130	22.5	331.1	105.45	0.46	12.81	
ESM 2.8×38×100×11.5	2.8	38	100	11.5	196.44	135.66	1.25	15.1	碳钢
ESM 2.8×38×110×14.5		38	110	14.5	237.27	135.66	0.95	15.1	
ESM 2.8×38×120×18.5		38	120	18.5	278.09	135.66	0.76	15.1	
ESM 2.8×38×130×21.5		38	130	21.5	318.94	135.66	0.64	15.1	
ESS 2.8×38×100×11.5	2.8	38	100	11.5	193.67	116.93	1.09	15.1	不锈钢
ESS 2.8×38×110×14.5		38	110	14.5	233.63	116.93	0.82	15.1	
ESS 2.8×38×120×18.5		38	120	18.5	273.57	116.93	0.66	15.1	
ESS 2.8×38×130×21.5		38	130	21.5	313.51	116.93	0.55	15.1	
ESM 2.9×38×100×10.5	2.9	38	100	10.5	188.43	149.46	1.49	17.67	碳钢
ESM 2.9×38×110×14.5		38	110	14.5	226.47	149.46	1.13	17.67	
ESM 2.9×38×120×17.5		38	120	17.5	264.5	149.46	0.91	17.67	
ESM 2.9×38×130×21.5		38	130	21.5	302.54	149.46	0.76	17.67	
ESS 2.9×38×100×10.5	2.9	38	100	10.5	186.03	129.15	1.3	17.67	不锈钢
ESS 2.9×38×110×14.5		38	110	14.5	223.31	129.15	0.98	17.67	
ESS 2.9×38×120×17.5		38	120	17.5	260.58	129.15	0.79	17.67	
ESS 2.9×38×130×21.5		38	130	21.5	297.84	129.15	0.66	17.67	

标准件都为英式钩

M: 碳钢

S: 不锈钢

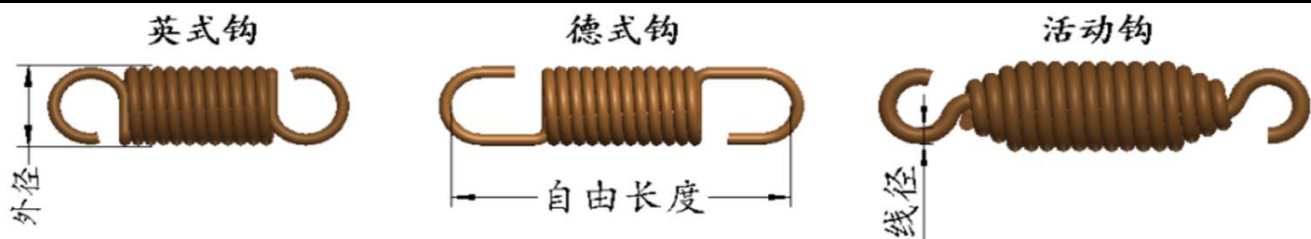


型号	线径 (mm)	外径 (mm)	自由长度 (mm)	总圈数	极限拉伸长度 (mm)	极限载荷 (N)	刚度 (N/mm)	初拉力 (N)	材料
ESM 3×38×110×13.5	3	38	110	13.5	217.28	164.68	1.34	20.54	碳钢
ESM 3×38×120×17.5		38	120	17.5	252.93	164.68	1.08	20.54	
ESM 3×38×130×20.5		38	130	20.5	288.6	164.68	0.91	20.54	
ESM 3×38×140×23.5		38	140	23.5	324.27	164.68	0.78	20.54	
ESS 3×38×110×13.5	3	38	110	13.5	214.07	142.14	1.17	20.54	不锈钢
ESS 3×38×120×17.5		38	120	17.5	248.97	142.14	0.94	20.54	
ESS 3×38×130×20.5		38	130	20.5	283.86	142.14	0.79	20.54	
ESS 3×38×140×23.5		38	140	23.5	318.77	142.14	0.68	20.54	
ESM 3.5×38×110×12.5	3.5	38	110	12.5	182.49	253.19	2.94	40.01	碳钢
ESM 3.5×38×120×15.5		38	120	15.5	209.31	253.19	2.39	40.01	
ESM 3.5×38×130×18.5		38	130	18.5	236.13	253.19	2.01	40.01	
ESM 3.5×38×140×20.5		38	140	20.5	262.95	253.19	1.73	40.01	
ESS 3.5×38×110×12.5	3.5	38	110	12.5	175.22	206.79	2.56	40.01	不锈钢
ESS 3.5×38×120×15.5		38	120	15.5	200.35	206.79	2.08	40.01	
ESS 3.5×38×130×18.5		38	130	18.5	225.48	206.79	1.75	40.01	
ESS 3.5×38×140×20.5		38	140	20.5	250.61	206.79	1.51	40.01	
ESM 4×38×110×11.5	4	38	110	11.5	163.14	378.91	5.81	69.89	碳钢
ESM 4×38×120×13.5		38	120	13.5	185.11	378.91	4.75	69.89	
ESM 4×38×130×16.5		38	130	16.5	207.08	378.91	4.01	69.89	
ESM 4×38×140×18.5		38	140	18.5	229.05	378.91	3.47	69.89	
ESS 4×38×110×11.5	4	38	110	11.5	156.61	305.57	5.06	69.89	不锈钢
ESS 4×38×120×13.5		38	120	13.5	177.11	305.57	4.13	69.89	
ESS 4×38×130×16.5		38	130	16.5	197.61	305.57	3.49	69.89	
ESS 4×38×140×18.5		38	140	18.5	218.11	305.57	3.02	69.89	
ESM 2.6×39×100×11.5	2.6	39	100	11.5	213.72	106.6	0.85	10.06	碳钢
ESM 2.6×39×105×12.5		39	105	12.5	238.51	106.6	0.72	10.06	
ESM 2.6×39×110×14.5		39	110	14.5	263.26	106.6	0.63	10.06	
ESM 2.6×39×115×16.5		39	115	16.5	288.04	106.6	0.56	10.06	

标准件都为英式钩

M: 碳钢

S: 不锈钢

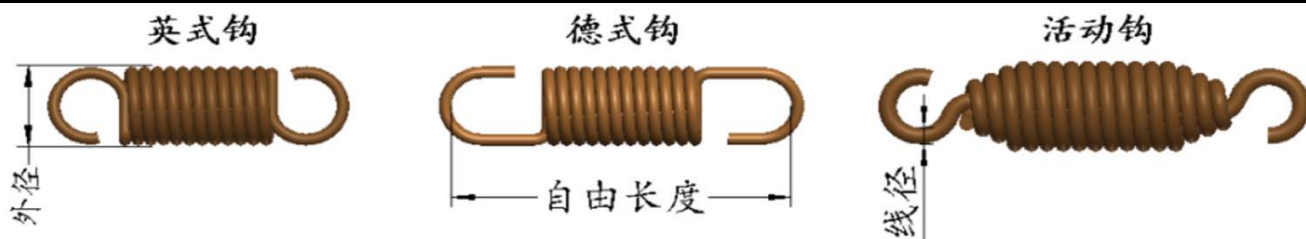


型号	线径 (mm)	外径 (mm)	自由长度 (mm)	总圈数	极限拉伸长度 (mm)	极限载荷 (N)	刚度 (N/mm)	初拉力 (N)	材料
ESS 2.6×39×100×11.5	2.6	39	100	11.5	211.15	92.1	0.74	10.06	不锈钢
ESS 2.6×39×105×12.5		39	105	12.5	235.47	92.1	0.63	10.06	
ESS 2.6×39×110×14.5		39	110	14.5	259.79	92.1	0.55	10.06	
ESS 2.6×39×115×16.5		39	115	16.5	284.12	92.1	0.49	10.06	
ESM 2.7×39×100×10.5	2.7	39	100	10.5	204.31	118.83	1.02	11.98	碳钢
ESM 2.7×39×105×12.5		39	105	12.5	227.29	118.83	0.87	11.98	
ESM 2.7×39×110×14.5		39	110	14.5	250.25	118.83	0.76	11.98	
ESM 2.7×39×115×16.5		39	115	16.5	273.23	118.83	0.68	11.98	
ESS 2.7×39×100×10.5	2.7	39	100	10.5	201.67	102.55	0.89	11.98	不锈钢
ESS 2.7×39×105×12.5		39	105	12.5	224.2	102.55	0.76	11.98	
ESS 2.7×39×110×14.5		39	110	14.5	246.71	102.55	0.66	11.98	
ESS 2.7×39×115×16.5		39	115	16.5	269.24	102.55	0.59	11.98	
ESM 2.8×39×100×10.5	2.8	39	100	10.5	195.91	131.91	1.23	14.14	碳钢
ESM 2.8×39×110×14.5		39	110	14.5	238.67	131.91	0.92	14.14	
ESM 2.8×39×120×17.5		39	120	17.5	281.44	131.91	0.73	14.14	
ESM 2.8×39×130×21.5		39	130	21.5	324.18	131.91	0.61	14.14	
ESS 2.8×39×100×10.5	2.8	39	100	10.5	193.24	113.7	1.07	14.14	不锈钢
ESS 2.8×39×110×14.5		39	110	14.5	235.09	113.7	0.8	14.14	
ESS 2.8×39×120×17.5		39	120	17.5	276.93	113.7	0.63	14.14	
ESS 2.8×39×130×21.5		39	130	21.5	318.77	113.7	0.53	14.14	
ESM 2.9×39×100×10.5	2.9	39	100	10.5	188.03	145.32	1.46	16.57	碳钢
ESM 2.9×39×110×13.5		39	110	13.5	227.82	145.32	1.09	16.57	
ESM 2.9×39×120×17.5		39	120	17.5	267.63	145.32	0.87	16.57	
ESM 2.9×39×130×20.5		39	130	20.5	307.43	145.32	0.73	16.57	
ESS 2.9×39×100×10.5	2.9	39	100	10.5	185.71	125.58	1.27	16.57	不锈钢
ESS 2.9×39×110×13.5		39	110	13.5	224.72	125.58	0.95	16.57	
ESS 2.9×39×120×17.5		39	120	17.5	263.73	125.58	0.76	16.57	
ESS 2.9×39×130×20.5		39	130	20.5	302.75	125.58	0.63	16.57	

标准件都为英式钩

M: 碳钢

S: 不锈钢

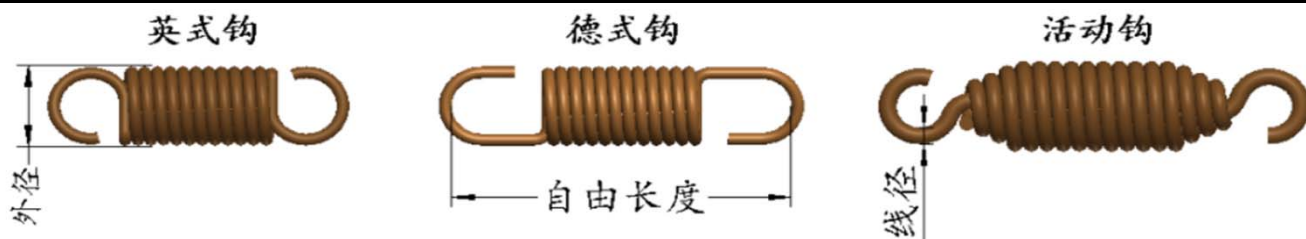


型号	线径 (mm)	外径 (mm)	自由长度 (mm)	总圈数	极限拉伸长度 (mm)	极限载荷 (N)	刚度 (N/mm)	初拉力 (N)	材料
ESM 3×39×100×9.5	3	39	100	9.5	181.31	160.1	1.73	19.28	碳钢
ESM 3×39×110×13.5		39	110	13.5	218.59	160.1	1.3	19.28	
ESM 3×39×120×16.5		39	120	16.5	255.88	160.1	1.04	19.28	
ESM 3×39×130×19.5		39	130	19.5	293.16	160.1	0.86	19.28	
ESS 3×39×100×9.5	3	39	100	9.5	178.95	138.19	1.51	19.28	不锈钢
ESS 3×39×110×13.5		39	110	13.5	215.44	138.19	1.13	19.28	
ESS 3×39×120×16.5		39	120	16.5	251.94	138.19	0.9	19.28	
ESS 3×39×130×19.5		39	130	19.5	288.44	138.19	0.75	19.28	
ESM 3.5×39×110×11.5	3.5	39	110	11.5	183.6	246.06	2.83	37.74	碳钢
ESM 3.5×39×120×14.5		39	120	14.5	211.5	246.06	2.28	37.74	
ESM 3.5×39×130×17.5		39	130	17.5	239.41	246.06	1.9	37.74	
ESM 3.5×39×140×20.5		39	140	20.5	267.32	246.06	1.64	37.74	
ESS 3.5×39×110×11.5	3.5	39	110	11.5	176.31	200.96	2.46	37.74	不锈钢
ESS 3.5×39×120×14.5		39	120	14.5	202.45	200.96	1.98	37.74	
ESS 3.5×39×130×17.5		39	130	17.5	228.58	200.96	1.66	37.74	
ESS 3.5×39×140×20.5		39	140	20.5	254.72	200.96	1.42	37.74	
ESM 4×39×110×10.5	4	39	110	10.5	164.09	368.09	5.58	66.13	碳钢
ESM 4×39×120×13.5		39	120	13.5	186.85	368.09	4.52	66.13	
ESM 4×39×130×15.5		39	130	15.5	209.61	368.09	3.79	66.13	
ESM 4×39×140×18.5		39	140	18.5	232.37	368.09	3.27	66.13	
ESS 4×39×110×10.5	4	39	110	10.5	157.53	296.84	4.85	66.13	不锈钢
ESS 4×39×120×13.5		39	120	13.5	178.74	296.84	3.93	66.13	
ESS 4×39×130×15.5		39	130	15.5	199.95	296.84	3.3	66.13	
ESM 2.7×40×105×11.5	2.7	40	105	11.5	227.04	115.65	0.86	11.21	碳钢
ESM 2.7×40×110×13.5		40	110	13.5	251.11	115.65	0.74	11.21	
ESM 2.7×40×115×15.5		40	115	15.5	275.15	115.65	0.65	11.21	
ESM 2.7×40×120×17.5		40	120	17.5	299.22	115.65	0.58	11.21	
ESM 2.7×40×125×19.5		40	125	19.5	323.28	115.65	0.53	11.21	

标准件都为英式钩

M: 碳钢

S: 不锈钢

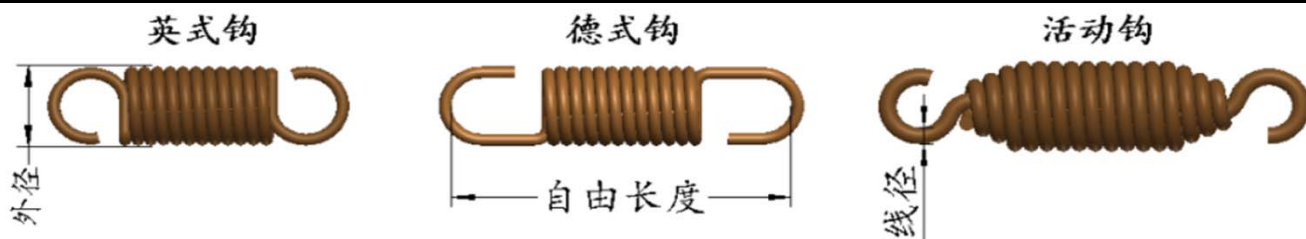


型号	线径 (mm)	外径 (mm)	自由长度 (mm)	总圈数	极限拉伸长度 (mm)	极限载荷 (N)	刚度 (N/mm)	初拉力 (N)	材料
ESS 2.7×40×105×11.5	2.7	40	105	11.5	224.05	99.8	0.74	11.21	不锈钢
ESS 2.7×40×110×13.5		40	110	13.5	247.64	99.8	0.64	11.21	
ESS 2.7×40×115×15.5		40	115	15.5	271.24	99.8	0.57	11.21	
ESS 2.7×40×120×17.5		40	120	17.5	294.83	99.8	0.51	11.21	
ESM 2.8×40×105×11.5	2.8	40	105	11.5	217.16	128.37	1.03	13.26	碳钢
ESM 2.8×40×110×13.5		40	110	13.5	239.53	128.37	0.89	13.26	
ESM 2.8×40×115×15.5		40	115	15.5	261.9	128.37	0.78	13.26	
ESM 2.8×40×120×16.5		40	120	16.5	284.28	128.37	0.7	13.26	
ESS 2.8×40×105×11.5	2.8	40	105	11.5	214.12	110.64	0.89	13.26	不锈钢
ESS 2.8×40×110×13.5		40	110	13.5	236.02	110.64	0.77	13.26	
ESS 2.8×40×115×15.5		40	115	15.5	257.92	110.64	0.68	13.26	
ESS 2.8×40×120×16.5		40	120	16.5	279.84	110.64	0.61	13.26	
ESM 2.9×40×105×11.5	2.9	40	105	11.5	207.89	141.4	1.22	15.55	碳钢
ESM 2.9×40×110×12.5		40	110	12.5	228.69	141.4	1.06	15.55	
ESM 2.9×40×115×14.5		40	115	14.5	249.5	141.4	0.94	15.55	
ESM 2.9×40×120×16.5		40	120	16.5	270.3	141.4	0.84	15.55	
ESS 2.9×40×105×11.5	2.9	40	105	11.5	205.25	122.19	1.06	15.55	不锈钢
ESS 2.9×40×110×12.5		40	110	12.5	225.66	122.19	0.92	15.55	
ESS 2.9×40×115×14.5		40	115	14.5	246.07	122.19	0.81	15.55	
ESS 2.9×40×120×16.5		40	120	16.5	266.46	122.19	0.73	15.55	
ESM 3×40×110×12.5	3	40	110	12.5	219.45	155.78	1.26	18.12	碳钢
ESM 3×40×120×15.5		40	120	15.5	258.41	155.78	0.99	18.12	
ESM 3×40×130×19.5		40	130	19.5	297.37	155.78	0.82	18.12	
ESM 3×40×140×22.5		40	140	22.5	336.32	155.78	0.7	18.12	
ESS 3×40×110×12.5	3	40	110	12.5	216.38	134.45	1.09	18.12	不锈钢
ESS 3×40×120×15.5		40	120	15.5	254.53	134.45	0.86	18.12	
ESS 3×40×130×19.5		40	130	19.5	292.66	134.45	0.72	18.12	
ESS 3×40×140×22.5		40	140	22.5	330.81	134.45	0.61	18.12	

标准件都为英式钩

M: 碳钢

S: 不锈钢



型号	线径 (mm)	外径 (mm)	自由长度 (mm)	总圈数	极限拉伸长度 (mm)	极限载荷 (N)	刚度 (N/mm)	初拉力 (N)	材料
ESM 3.5×40×110×11.5	3.5	40	110	11.5	184.41	239.32	2.74	35.62	碳钢
ESM 3.5×40×120×14.5		40	120	14.5	213.44	239.32	2.18	35.62	
ESM 3.5×40×130×16.5		40	130	16.5	242.47	239.32	1.81	35.62	
ESM 3.5×40×140×19.5		40	140	19.5	271.5	239.32	1.55	35.62	
ESS 3.5×40×110×11.5	3.5	40	110	11.5	177.15	195.46	2.38	35.62	不锈钢
ESS 3.5×40×120×14.5		40	120	14.5	204.32	195.46	1.9	35.62	
ESS 3.5×40×130×16.5		40	130	16.5	231.5	195.46	1.57	35.62	
ESS 3.5×40×140×19.5		40	140	19.5	258.67	195.46	1.35	35.62	
ESM 4×40×110×10.5	4	40	110	10.5	164.84	357.86	5.38	62.63	碳钢
ESM 4×40×120×12.5		40	120	12.5	188.41	357.86	4.32	62.63	
ESM 4×40×130×15.5		40	130	15.5	211.99	357.86	3.6	62.63	
ESM 4×40×140×17.5		40	140	17.5	235.56	357.86	3.09	62.63	
ESS 4×40×110×10.5	4	40	110	10.5	158.27	288.6	4.68	62.63	不锈钢
ESS 4×40×120×12.5		40	120	12.5	180.22	288.6	3.75	62.63	
ESS 4×40×130×15.5		40	130	15.5	202.16	288.6	3.13	62.63	
ESS 4×40×140×17.5		40	140	17.5	224.11	288.6	2.69	62.63	

标准件都为英式钩

M: 碳钢

S: 不锈钢